



Install the **future**



SYSTEM **KAN-therm**

PP

High quality
for reasonable price

EN 24/07

Ø **16-110 mm**

Table of contents

SYSTEM **KAN-therm** PP



Pipes	3
Connectors	5
Accessories	16
Tools	18

SYSTEM KAN-therm PP

Pipes

Pipe PPRCT SDR7.4 PN20 - bar

GROUP: M



	Size [mm]	*	Code			UM
N	20×2,8		1229348001	4	160	m
N	25×3,5		1229348002	4	100	m
N	32×4,4		1229348003	4	60	m
N	40×5,5		1229348004	4	40	m
N	50×6,9		1229348005	4	28	m
N	63×8,6		1229348006	4	16	m
N	75×10,3		1229348007	4	12	m
N	90×12,3		1229348008	4	8	m
N	110×15,1		1229348000	4	4	m

Note:
Application class 1; 10 bar.
Application class 2; 10 bar.
Application class 4; 10 bar.
Application class 5; 8 bar.



Pipe PPR SDR7.4 PN16 - bar

GROUP: L



	Size [mm]	*	Code			UM
	20×2,8		1229203001	4	160	m
	25×3,5		1229203003	4	100	m
	32×4,4		1229203005	4	60	m
	40×5,5		1229203008	4	40	m
	50×6,9		1229203010	4	28	m
	63×8,6		1229203012	4	16	m
	75×10,3		1229203014	4	12	m
	90×12,3		1229203016	4	8	m
	110×15,1		1229203000	4	4	m

Note:
Application class 1; 8 bar.
Application class 2; 6 bar.
Application class 4; 10 bar.
Application class 5; 6 bar.




Pipe PPR stabiGLASS SDR7.4 PN16 - bar

GROUP: M

	Size [mm]	*	Code			UM
	20×2,8		1229204002	4	100	m
	25×3,5		1229204003	4	80	m
	32×4,4		1229204004	4	40	m
	40×5,5		1229204005	4	28	m
	50×6,9		1229204006	4	20	m
	63×8,6		1229204007	4	12	m
	75×10,3		1229204008	4	8	m
	90×12,3		1229204009	4	8	m
	110×15,1		1229204000	4	4	m

Note:
Application class 1; 8 bar.
Application class 2; 6 bar.
Application class 4; 10 bar.
Application class 5; 6 bar.





 coil  bar  pipes in tube  bag  carton box  pallet **N** new  available soon

* custom-made - lead time max 4 weeks | ** availability as agreed | *** while stock lasts



Pipe PPR SDR6 PN20 - bar

GROUP: L



Size [mm]	*	Code			UM
16x2,7		1229206031	4	200	m
20x3,4		1229206033	4	160	m
25x4,2		1229206035	4	100	m
32x5,4		1229206037	4	60	m
40x6,7		1229206039	4	40	m
50x8,3		1229206041	4	28	m
63x10,5		1229206043	4	16	m
75x12,5		1229206045	4	12	m
90x15		1229206047	4	8	m
110x18,3		1229206029	4	4	m

Note:
 Application class 1; 10 bar.
 Application class 2; 8 bar.
 Application class 4; 10 bar.
 Application class 5; 6 bar.



Pipe PPR stabiGLASS SDR6 PN20 - bar

GROUP: M



Size [mm]	*	Code			UM
20x3,4		1229205025	4	100	m
25x4,2		1229205026	4	80	m
32x5,4		1229205027	4	40	m
40x6,7		1229205011	4	28	m
50x8,3		1229205014	4	20	m
63x10,5		1229205017	4	12	m
75x12,5		1229205020	4	8	m
90x15		1229205024	4	8	m
110x18,3		1229205001	4	4	m

Note:
 Application class 1; 10 bar.
 Application class 2; 8 bar.
 Application class 4; 10 bar.
 Application class 5; 6 bar.



Pipe PPR stabiAL SDR6 PN20 - bar

GROUP: M



Size [mm]	*	Code			UM
16x2,7	***	1229205003	4	160	m
20x3,4	***	1229205005	4	100	m
25x4,2	***	1229205007	4	80	m
32x5,4	***	1229205009	4	40	m
40x6,7	***	1229205012	4	28	m
50x8,3	***	1229205015	4	20	m
63x10,5	***	1229205018	4	12	m
75x12,5	***	1229205021	4	8	m
90x15	***	1229205000	4	8	m
110x18,3	***	1229205002	4	4	m

Note:
 Application class 1; 10 bar.
 Application class 2; 8 bar.
 Application class 4; 10 bar.
 Application class 5; 6 bar.

Connectors

Saddle fitting PP/Push

GROUP: N

Size [mm]	*	Code			UM
63 / 18x2,0		1209238010	20	160	pc.
75 / 18x2,0		1209238011	20	160	pc.
90 / 18x2,0		1209238012	20	160	pc.
110 / 18x2,0		1209238009	20	160	pc.



Note:

The external diameter of PP pipe is given to which the saddle is welded, as well as the connection pipe diameter.



Female saddle fitting

GROUP: N

Size [mm]	*	Code			UM
40 Rp½"		1209238022	20	160	pc.
50 Rp½"		1209238023	20	160	pc.
63 Rp½"		1209230007	20	160	pc.
75 Rp½"		1209230009	20	160	pc.
90 Rp½"		1209230011	20	160	pc.
110 Rp½"		1209230003	20	160	pc.


Note:

The external diameter of PP pipe is given to which the saddle is welded, as well as the diameter and type of thread.



Compensation loop

GROUP: N

Size [mm]	*	Code		UM
16		1209036000	20	pc.
20		1209036002	20	pc.
25		1209036003	15	pc.
32		1209036004	10	pc.


Note:

Loop diameter Ø150, length 370 mm.



Crossover

GROUP: N

Size [mm]	*	Code		UM
16		1209269000	200	pc.
20		1209269001	200	pc.
25		1209269002	130	pc.
32		1209269003	75	pc.





Coupling

GROUP: N

Size [mm]	*	Code							UM
16		1209245001	80				1360		pc.
20		1209245002	100				700		pc.
25		1209245003	50				550		pc.
32		1209245004	40				280		pc.
40		1209245005	30				180		pc.
50		1209245006	-				110		pc.
63		1209245007	-				60		pc.
75		1209245008	-				45		pc.
90		1209245009	-				24		pc.
110		1209245000	-				16		pc.



Coupling reducer

GROUP: N

Size [mm]	*	Code							UM
N 20 / 25		1209220021	50				550		pc.
N 32 / 25		1209220022	40				280		pc.



Nipple reducer

GROUP: N


Size [mm]	*	Code							UM
20 / 16		1209220004	100				1200		pc.
25 / 16		1209220005	50				1100		pc.
25 / 20		1209220006	100				900		pc.
32 / 20		1209220007	80				640		pc.
32 / 25		1209220008	80				560		pc.
40 / 20		1209220009	50				400		pc.
40 / 25		1209220010	50				350		pc.
40 / 32		1209220011	50				300		pc.
50 / 32		1209220000	30				180		pc.
50 / 40		1209220012	30				150		pc.
63 / 32		1209220013	-				100		pc.
63 / 40		1209220014	-				100		pc.
63 / 50		1209220015	-				100		pc.
75 / 50		1209220016	-				80		pc.
75 / 63		1209220017	-				50		pc.
90 / 50		1209220018	-				48		pc.
90 / 63		1209220019	-				45		pc.
90 / 75		1209220020	-				45		pc.
110 / 63		1209220001	-				27		pc.
110 / 75		1209220002	-				27		pc.
110 / 90		1209220003	-				27		pc.

Note:

Nipple reducers are intended for direct welding into the fitting socket from the bigger diameter side. The smaller diameter is intended for direct connection with the pipe.

Female connector

GROUP: N

Size [mm]	*	Code			UM
16 Rp1/2"		1209050002	20	200	pc.
20 Rp1/2"		1209050003	20	180	pc.
20 Rp3/4"		1209050004	30	150	pc.
25 Rp1/2"		1209050005	20	160	pc.
25 Rp3/4"		1209050006	30	150	pc.
25 Rp1"		1209245020	-	100	pc.
32 Rp3/4"		1209050008	-	100	pc.
32 Rp1"		1209050007	-	100	pc.
40 Rp1 1/4"		1209050009	-	60	pc.
50 Rp1 1/2"		1209050011	-	35	pc.
63 Rp2"		1209050012	-	18	pc.
75 Rp2 1/2"		1209050013	-	12	pc.
90 Rp3"		1209050014	-	8	pc.



Note:

Elements with 1" thread and bigger have a polygon for a wrench.



Male connector

GROUP: N

Size [mm]	*	Code			UM
16 R1/2"		1209051003	20	160	pc.
20 R1/2"		1209051004	20	140	pc.
20 R3/4"		1209051005	30	120	pc.
25 R1/2"		1209051006	20	140	pc.
25 R3/4"		1209051007	20	120	pc.
25 R1"		1209245018	-	80	pc.
32 R3/4"		1209051009	-	80	pc.
32 R1"		1209051008	-	80	pc.
32 R1 1/4"		1209245019	-	50	pc.
40 R1 1/4"		1209051010	-	50	pc.
50 R1 1/2"		1209051012	-	36	pc.
63 R2"		1209051013	-	18	pc.
75 R2 1/2"		1209051014	-	10	pc.
90 R3"		1209051015	-	6	pc.



Note:

Elements with 1" thread and bigger have a polygon for a wrench.



Elbow 90°

GROUP: N

Size [mm]	*	Code			UM
16		1209068010	50	900	pc.
20		1209068011	100	500	pc.
25		1209068012	50	350	pc.
32		1209068013	20	200	pc.
40		1209068014	20	100	pc.
50		1209068015	-	60	pc.
63		1209068016	-	32	pc.
75		1209068017	-	20	pc.
90		1209068018	-	12	pc.
110		1209068009	-	8	pc.



 coil  bar  pipes in tube  bag  carton box  pallet **N** new **!** available soon

* custom-made - lead time max 4 weeks | ** availability as agreed | *** while stock lasts



Nipple elbow 90°

GROUP: N

Size [mm]	*	Code			UM
16		1209068022	50	1000	pc.
20		1209068023	100	600	pc.
25		1209068024	50	400	pc.
32		1209068025	50	200	pc.



Elbow 45°

GROUP: N


Size [mm]	*	Code			UM
16		1209068000	50	950	pc.
20		1209068001	100	700	pc.
25		1209068002	50	400	pc.
32		1209068003	40	200	pc.
40		1209068004	20	140	pc.
50		1209068005	-	80	pc.
63		1209068006	-	40	pc.
75		1209068007	-	25	pc.
90		1209068008	-	14	pc.
N 110		1209068028	-	10	pc.



Nipple elbow 45°

GROUP: N

Size [mm]	*	Code			UM
16		1209068019	50	1050	pc.
20		1209068020	100	700	pc.
25		1209068021	50	450	pc.



Female directly fixed wallplate elbow - L = 45 mm



GROUP: N

Size [mm]	*	Code			UM
20 Rp½"		1209069007	20	140	pc.

Note:
B = 29 mm.

Female directly fixed wallplate elbow - L = 47 mm

GROUP: N



Size [mm]	*	Code			UM
16 Rp $\frac{1}{2}$ "		1209069006	20	140	pc.

Note:
B = 35 mm.



Female directly fixed wallplate elbow - L = 57 mm

GROUP: N

Size [mm]	*	Code			UM
25 Rp $\frac{1}{2}$ "		1209069008	20	120	pc.

Note:
B = 36 mm.




Double female directly fixed wallplate elbow 90° - L = 148,5 mm

GROUP: N



Size [mm]	*	Code			UM
20 GW $\frac{1}{2}$		1209285000	1	30	pc.
25 GW $\frac{1}{2}$		1209285001	1	30	pc.

Note:
20 Female thread $\frac{1}{2}$ A = 45,5 mm.
25 Female thread $\frac{1}{2}$ A = 50,7 mm.



Female elbow 90°

GROUP: N

Size [mm]	*	Code			UM
16 Rp $\frac{1}{2}$ "		1209069000	20	180	pc.
20 Rp $\frac{1}{2}$ "		1209069001	20	140	pc.
20 Rp $\frac{3}{4}$ "		1209069002	30	120	pc.
25 Rp $\frac{1}{2}$ "		1209069003	30	120	pc.
25 Rp $\frac{3}{4}$ "		1209069004	30	120	pc.
32 Rp $\frac{3}{4}$ "		1209069005	30	90	pc.
32 Rp1"		1209069009	-	50	pc.

Note:
The fitting has a polygon for a wrench.





Male elbow 90°

GROUP: N


Size [mm]	*	Code			UM
16 R1/2"		1209070000	20	140	pc.
20 R1/2"		1209070001	30	90	pc.
20 R3/4"		1209070002	30	90	pc.
25 R1/2"		1209070003	20	120	pc.
25 R3/4"		1209070004	30	90	pc.
32 R3/4"		1209070005	30	60	pc.
32 R1"		1209070006	-	50	pc.

Note:
A fitting with 1" thread and bigger has a polygon for a wrench.





Tee

GROUP: N

Size [mm]	*	Code			UM
16		1209257001	40	640	pc.
20		1209257002	80	400	pc.
25		1209257003	20	240	pc.
32		1209257004	20	140	pc.
40		1209257005	15	75	pc.
50		1209257006	-	50	pc.
63		1209257007	-	24	pc.
75		1209257008	-	15	pc.
90		1209257009	-	10	pc.
110		1209257000	-	6	pc.

Reducing tee



GROUP: N

Size [mm]	*	Code			UM
20 / 16 / 20		1209257011	20	180	pc.
25 / 16 / 25		1209257012	20	260	pc.
N 25 / 20 / 20		1209260012	20	140	pc.
25 / 20 / 25		1209257013	20	240	pc.
N 25 / 25 / 20		1209260014	20	140	pc.
32 / 16 / 32		1209257016	20	140	pc.
N 32 / 20 / 20		1209260013	20	140	pc.
32 / 20 / 32		1209257017	20	140	pc.
N 32 / 25 / 25		1209260015	20	140	pc.
32 / 25 / 32		1209257018	20	140	pc.
40 / 20 / 40		1209257019	20	80	pc.
40 / 25 / 40		1209257020	15	90	pc.
40 / 32 / 40		1209257021	15	90	pc.
50 / 20 / 50		1209257022	-	60	pc.
50 / 25 / 50		1209257023	-	65	pc.
50 / 32 / 50		1209257024	-	60	pc.
50 / 40 / 50		1209257025	-	50	pc.
63 / 32 / 63		1209257026	-	30	pc.
63 / 40 / 63		1209257027	-	22	pc.
63 / 50 / 63		1209257028	-	22	pc.
75 / 40 / 75		1209257029	-	17	pc.
90 / 50 / 90		1209257030	-	12	pc.
90 / 63 / 90		1209257031	-	10	pc.
90 / 75 / 90		1209257032	-	12	pc.
N 110 / 63 / 110		1209260011	-	8	pc.
N 110 / 75 / 110		1209260010	-	8	pc.
N 110 / 90 / 110		1209260009	-	8	pc.



Side outlet tee

GROUP: N

Size [mm]	*	Code			UM
20		1209257010	40	360	pc.



Cross

GROUP: N

Size [mm]	*	Code			UM
16		1209057000	80	480	pc.
20		1209057001	40	320	pc.



 coil  bar  pipes in tube  bag  carton box  pallet **N** new  available soon

* custom-made - lead time max 4 weeks | ** availability as agreed | *** while stock lasts



Female tee

GROUP: N

Size [mm]	*	Code			UM
16 Rp1/2"		1209258000	20	140	pc.
20 Rp1/2"		1209258002	20	120	pc.
20 Rp3/4"		1209258003	30	90	pc.
25 Rp1/2"		1209258004	20	180	pc.
25 Rp3/4"		1209258005	30	180	pc.
32 Rp3/4"		1209258006	15	60	pc.
32 Rp1"		1209258007	15	60	pc.

Note:
An element with 1" thread has a polygon for a wrench.



Male tee

GROUP: N

Size [mm]	*	Code			UM
20 R1/2"		1209259000	20	120	pc.
N 25 R1/2"		1209259005	30	90	pc.
N 25 R3/4"		1209259006	30	90	pc.



Union

GROUP: N

Size [mm]	*	Code			UM
20 G3/4"		1209065001	20	200	pc.




Female half union with flat sealing

GROUP: N

Size [mm]	*	Code			UM
16 G3/4"		1209105000	50	300	pc.
20 G3/4"		1209105001	50	400	pc.
25 G1"		1209105002	20	100	pc.
N 32 G1 1/4"		1209105003	10	100	pc.

Female half union with flat sealing


GROUP: N

Size [mm]	*	Code			UM
20 G½"		1209271006	20	200	pc.
20 G¾"		1209271007	20	200	pc.
25 G¾"		1209271008	20	200	pc.



Female union



GROUP: N

Size [mm]	*	Code			UM
N 20 G½"		1209271010	20	200	pc.
N 25 G¾"		1209271011	20	100	pc.
N 32 G1"		1209271012	20	80	pc.



Male union



GROUP: N

Size [mm]	*	Code			UM
16 G½"		1209271000	20	200	pc.
20 G½"		1209271001	20	200	pc.
20 G¾"		1209271002	20	200	pc.
25 G¾"		1209271004	20	100	pc.
25 G1"		1209271003	20	100	pc.
32 G1"		1209272000	20	80	pc.



Flange adapter

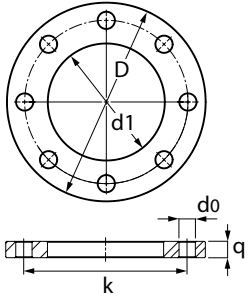

GROUP: N

Size [mm]	*	Code			UM
40		1209091016	1	40	pc.
50		1209091017	1	30	pc.
63		1209091018	1	20	pc.
75		1209091019	1	15	pc.
90		1209091020	1	10	pc.
110		1209091015	1	6	pc.

Note:

The flange adapter is delivered with an EPDM seal.





Steel flange PN16

GROUP: N

Size [mm]	*	Code		UM
40 DN32		1209091002	1	pc.
50 DN40		1209091003	1	pc.
63 DN50		1209091004	1	pc.
75 DN65		1209091005	1	pc.
90 DN80		1209091006	1	pc.
110 DN100		1209091001	1	pc.

Code	D	d1	k	d0	q	N
1209091002	140	43	100	18	18	4
1209091003	150	53	110	18	18	4
1209091004	165	66	125	18	20	4
1209091005	185	78	145	18	20	8
1209091006	200	95	160	18	20	8
1209091001	220	114	180	18	22	8



Stop end

GROUP: N

Size [mm]	*	Code			UM
16		1209025001	100	1000	pc.
20		1209025002	200	1000	pc.
25		1209025003	100	700	pc.
32		1209025004	50	500	pc.
40		1209025005	50	250	pc.
50		1209025006	-	170	pc.
63		1209025007	-	80	pc.
75		1209025008	-	50	pc.
90		1209025009	-	30	pc.
110		1209025000	-	20	pc.



Ball valve

GROUP: N

Size [mm]	*	Code			UM
20		1209278001	10	80	pc.
25		1209278002	10	50	pc.
32		1209278014	5	25	pc.
40		1209278003	5	15	pc.
50		1209278004	2	10	pc.
63		1209278005	2	8	pc.
75		1209278006	1	5	pc.



Globe valve

GROUP: N



Size [mm]	*	Code			UM
20		1209280000	1	30	pc.
25		1209280001	1	30	pc.
32		1209280002	1	30	pc.

coil bar pipes in tube bag carton box pallet **N** new available soon

* custom-made - lead time max 4 weeks | ** availability as agreed | *** while stock lasts

Concealed globe valve with a knob

GROUP: N

Size [mm]	*	Code			UM
20		1209280006	1	30	pc.
25		1209280007	1	30	pc.
32		1209280008	1	30	pc.



Note:

The valves are delivered in a set with two plastic clips to mark hot (red) or cold (blue) water.



Concealed globe valve with masking

GROUP: N

Size [mm]	*	Code			UM
20		1209280003	1	30	pc.
25		1209280004	1	30	pc.
32		1209280005	1	30	pc.



Accessories



Pipe clip

GROUP: N

Size [mm]	*	Code			UM
16		1209107030	20	1000	pc.
20		1209107031	20	800	pc.
25		1209107032	20	700	pc.
32		1209107033	20	440	pc.
40		1209107034	20	300	pc.
50		1209107035	20	240	pc.
63		1209107036	20	120	pc.
75		1209107037	20	100	pc.
90		1209107038	10	60	pc.

Note:
Use only as sliding points.



Single pipe clamp with rubber insert

GROUP: A


Size [mm]	*	Code		UM
15-18		1700081025	100	pc.
20-23		1700081028	100	pc.
25-28		1700081029	100	pc.
32-36		1700081030	50	pc.
40-44		1700081031	50	pc.
47-52		1700081032	50	pc.
57-63		1700081034	50	pc.
74-78		1700081035	25	pc.
85-91		1700081036	25	pc.
108-112		1700081023	25	pc.

Note:
The clamp has a double-threaded screw with a collar (8x70) a plastic dowel (Ø12) in the set.



Double pipe clamp with rubber insert

GROUP: A

Size [mm]	*	Code		UM
15-18		1700081019	50	pc.
20-23		1700081020	50	pc.
25-28		1700081021	50	pc.
32-36		1700081022	50	pc.


Note:
The clamp has a double-threaded screw with a collar (8x70) a plastic dowel (Ø12) in the set.







Mounting plate

GROUP: N

Spacing (L) [mm]	*	Code			UM
150		1209210000	30	150	pc.

Mounting plate 150 mm - plate total length 215 mm, width 64 mm, depth 6 mm.



 coil  bar  pipes in tube  bag  carton box  pallet **N** new  available soon


* custom-made - lead time max 4 weeks | ** availability as agreed | *** while stock lasts

Tools



Scraper for stabiAL pipes

GROUP: K

Size [mm]	*	Code		UM
16 / 20		1933267041	1	pc.
20 / 25		1933267043	1	pc.
25 / 32		1933267045	1	pc.
32 / 40		1933267047	1	pc.
50		1933267049	1	pc.
63		1933267051	1	pc.
75		1933267053	1	pc.
90		1933267055	1	pc.
110		1933267039	1	pc.



Blade for stabiAL pipe scraper

GROUP: K

Range [mm]	*	Code		UM
16-110	*	1933267035	1	pc.



Cutter for pipes


GROUP: K

Range [mm]	*	Code		UM
16-40		1933267029	1	pc.



Roller cutter for PP pipes

GROUP: K

Range [mm]	*	Code		UM
50-100		1933267032	1	pc.

 coil
  bar
  pipes in tube
  bag
  carton box
  pallet
  new
  available soon

* custom-made - lead time max 4 weeks | ** availability as agreed | *** while stock lasts

Stationary welding device

GROUP: K

Range [mm], power [W]	*	Code		UM
63-110, 1600 W		1933267036	1	pc.

Each set includes:

- welding device PZ-125,
- welding machine 1600 W,
- 1933345003 - jaws PZ-125 for pipes Ø 63 mm,
- 1933345002 - jaws PZ-125 for pipes Ø 75 mm,
- 1933345001 - jaws PZ-125 for pipes Ø 90 mm,
- 1933345000 - jaws PZ-125 for pipes Ø 110 mm,
- case.


Note:

The set does not include heating sockets!



KAN-therm welding set

GROUP: K

Range [mm], power [W]	*	Code		UM
16-50, 800 W		1933267078	1	pc.
N 63-110, 1600 W		1933267079	1	pc.

Each set includes:

- electric welding machine 800 W or 1600 W,
- rack for the welding machine,
- bolt for fastening heating sockets,
- case,
- set of heating inserts 16-50 mm or 63-110 mm.

Note:

The set does not include heating sockets for saddle fittings!



Welding device RITMO PRISMA JIG

GROUP: K

Range [mm]	*	Code		UM
N 63-125		1933267081	1	pc.

Note:

Tool is sold in set with case.



Welding device SPIDER 125 McElroy

GROUP: K

Range [mm]	*	Code		UM
N 63-125		1933267082	1	pc.


Note:

Tool is sold in set with case.



Bolt for heating sockets - service part

GROUP: K

	*	Code		UM
		1933267037	1	pc.



 coil  bar  pipes in tube  bag  carton box  pallet **N** new  available soon

* custom-made - lead time max 4 weeks | ** availability as agreed | *** while stock lasts



Heating sockets for saddle fittings

GROUP: K

Size [mm]	*	Code		UM
40		1933267004	1	pc.
50		1933267005	1	pc.
63		1933267006	1	pc.
75		1933267007	1	pc.
90		1933267008	1	pc.
110		1933267002	1	pc.

Note:

The set includes a female and male socket and a mounting bolt (Allen).

Heating sockets for saddle fittings are not included in heating sets: 1933267078, 1933267079.



Drill bit for mounting saddle fittings

GROUP: K

Size [mm]	*	Code		UM
25		1933267038	1	pc.



Reamer for pipe stablAL for mounting saddle fittings

GROUP: K

Size [mm]	*	Code		UM
25		1933267074	1	pc.



Heating sockets

GROUP: K

Size [mm]	*	Code		UM
16		1933267011	1	pc.
20		1933267013	1	pc.
25		1933267015	1	pc.
32		1933267017	1	pc.
40		1933267019	1	pc.
50		1933267021	1	pc.
63		1933267023	1	pc.
75		1933267025	1	pc.
90		1933267027	1	pc.
110		1933267009	1	pc.

KAN-therm MULTISYSTEM

Complete multipurpose installation system consisting of state-of-the-art, mutually complementary technical solutions for pipe water distribution installations, heating installations, as well as technological and fire extinguishing installations.

ultra**LINE**

ultra**PRESS**

PP

Steel

Inox

Groove

Copper, Copper Gas

Sprinkler

**Surface heating and cooling,
automation**

**Football
Stadium installations**

**Cabinets
and manifolds**

