




**KAN-therm
MULTISYSTEM**

> 35 | years of experience
on the installation
market



KAN-therm
PP

**HIGH QUALITY
FOR REASONABLE PRICE**

Install the **future**

Table of contents

SYSTEM **KAN-therm** PP



Pipes	3
Connectors	5
Accessories	15
Tools	16

SYSTEM KAN-therm PP

Pipes

Pipe PPR SDR7.4 PN16 - bar

GROUP: L

Size [mm]	*	Code			UM
20x2,8 - 4 m		1229203001	160	4000	m
25x3,5 - 4 m		1229203003	100	2500	m
32x4,4 - 4 m		1229203005	60	1500	m
40x5,5 - 4 m		1229203008	40	1000	m
50x6,9 - 4 m		1229203010	28	700	m
63x8,6 - 4 m		1229203012	16	400	m
75x10,3 - 4 m		1229203014	12	300	m
90x12,3 - 4 m		1229203016	8	200	m
110x15,1 - 4 m		1229203000	4	132	m



Note:

Application class 1; 8 bar.
 Application class 2; 6 bar.
 Application class 4; 10 bar.
 Application class 5; 6 bar.




Pipe PPR stabiGLASS SDR7.4 PN16 - bar

GROUP: M

Size [mm]	*	Code			UM
20x2,8 - 4 m		1229204002	100	3300	m
25x3,5 - 4 m		1229204003	80	2640	m
32x4,4 - 4 m		1229204004	40	1320	m
40x5,5 - 4 m		1229204005	28	924	m
50x6,9 - 4 m		1229204006	20	660	m
63x8,6 - 4 m		1229204007	12	396	m
75x10,3 - 4 m		1229204008	8	264	m
90x12,3 - 4 m		1229204009	8	200	m
110x15,1 - 4 m		1229204000	4	132	m

Note:

Application class 1; 8 bar.
 Application class 2; 6 bar.
 Application class 4; 10 bar.
 Application class 5; 6 bar.





 coil  bar  pipes in tube  bag  carton box  pallet  new  available soon

* custom-made - lead time max 4 weeks | ** availability as agreed | *** while stock lasts



Pipe PPR SDR6 PN20 - bar

GROUP: L

Size [mm]	*	Code			UM
16x2,7 - 4 m		1229206031	200	5000	m
20x3,4 - 4 m		1229206033	160	4000	m
25x4,2 - 4 m		1229206035	100	2500	m
32x5,4 - 4 m		1229206037	60	1500	m
40x6,7 - 4 m		1229206039	40	1000	m
50x8,3 - 4 m		1229206041	28	700	m
63x10,5 - 4 m		1229206043	16	400	m
75x12,5 - 4 m		1229206045	12	300	m
90x15,0 - 4 m		1229206047	8	200	m
110x18,3 - 4 m		1229206029	4	132	m


Note:

Application class 1; 10 bar.
 Application class 2; 8 bar.
 Application class 4; 10 bar.
 Application class 5; 6 bar.



Pipe PPR stabiGLASS SDR6 PN20 - bar

GROUP: M

Size [mm]	*	Code			UM
20x3,4 - 4 m		1229205025	100	3300	m
25x4,2 - 4 m		1229205026	80	2640	m
32x5,4 - 4 m		1229205027	40	1320	m
40x6,7 - 4 m		1229205011	28	924	m
50x8,3 - 4 m		1229205014	20	660	m
63x10,5 - 4 m		1229205017	12	396	m
75x12,5 - 4 m		1229205020	8	264	m
90x15,0 - 4 m		1229205024	8	200	m
110x18,3 - 4 m		1229205001	4	132	m


Note:

Application class 1; 10 bar.
 Application class 2; 8 bar.
 Application class 4; 10 bar.
 Application class 5; 6 bar.

Connectors

Saddle fitting PP/Push

GROUP: N

Size [mm]	*	Code			UM
63 / 18x2,0		1209238010	20	160	pc.
75 / 18x2,0		1209238011	20	160	pc.
90 / 18x2,0		1209238012	20	160	pc.
110 / 18x2,0		1209238009	20	160	pc.



Note:

The external diameter of PP pipe is given to which the saddle is welded, as well as the connection pipe diameter.



Female saddle fitting

GROUP: N

Size [mm]	*	Code			UM
40 Rp½"		1209238022	20	160	pc.
50 Rp½"		1209238023	20	160	pc.
63 Rp½"		1209230007	20	160	pc.
75 Rp½"		1209230009	20	160	pc.
90 Rp½"		1209230011	20	160	pc.
110 Rp½"		1209230003	20	160	pc.


Note:

The external diameter of PP pipe is given to which the saddle is welded, as well as the diameter and type of thread.



Compensation loop

GROUP: N

Size [mm]	*	Code		UM
16		1209036000	20	pc.
20		1209036002	20	pc.
25		1209036003	15	pc.
32		1209036004	10	pc.


Note:

Loop diameter Ø150, length 370 mm.



Crossover

GROUP: N



Size [mm]	*	Code		UM
16		1209269000	200	pc.
20		1209269001	200	pc.
25		1209269002	130	pc.
32		1209269003	75	pc.





Coupling

GROUP: N

Size [mm]	*	Code			UM
16		1209245001	80	1360	pc.
20		1209245002	100	700	pc.
25		1209245003	50	550	pc.
32		1209245004	40	280	pc.
40		1209245005	30	180	pc.
50		1209245006	-	110	pc.
63		1209245007	-	60	pc.
75		1209245008	-	45	pc.
90		1209245009	-	24	pc.
110		1209245000	-	16	pc.



Coupling reducer



GROUP: N

Size [mm]	*	Code			UM
25 / 20	N	1209220021	50	550	pc.
32 / 25	N	1209220022	40	280	pc.



Nipple reducer

GROUP: N



Size [mm]	*	Code			UM
20 / 16		1209220004	100	1200	pc.
25 / 16		1209220005	50	1100	pc.
25 / 20		1209220006	100	900	pc.
32 / 20		1209220007	80	640	pc.
32 / 25		1209220008	80	560	pc.
40 / 20		1209220009	50	400	pc.
40 / 25		1209220010	50	350	pc.
40 / 32		1209220011	50	300	pc.
50 / 32		1209220000	30	180	pc.
50 / 40		1209220012	30	150	pc.
63 / 32		1209220013	-	100	pc.
63 / 40		1209220014	-	100	pc.
63 / 50		1209220015	-	100	pc.
75 / 50		1209220016	-	80	pc.
75 / 63		1209220017	-	50	pc.
90 / 50		1209220018	-	48	pc.
90 / 63		1209220019	-	45	pc.
90 / 75		1209220020	-	45	pc.
110 / 63		1209220001	-	27	pc.
110 / 75		1209220002	-	27	pc.
110 / 90		1209220003	-	27	pc.

Note:

Nipple reducers are intended for direct welding into the fitting socket from the bigger diameter side. The smaller diameter is intended for direct connection with the pipe.

Female connector

GROUP: N

Size [mm]	*	Code			UM
16 Rp½"		1209050002	20	200	pc.
20 Rp½"		1209050003	20	180	pc.
20 Rp¾"		1209050004	30	150	pc.
25 Rp½"		1209050005	20	160	pc.
25 Rp¾"		1209050006	30	150	pc.
25 Rp1"		1209245020	-	100	pc.
32 Rp¾"		1209050008	-	100	pc.
32 Rp1"		1209050007	-	100	pc.
40 Rp1¼"		1209050009	-	60	pc.
50 Rp1½"		1209050011	-	35	pc.
63 Rp2"		1209050012	-	18	pc.
75 Rp2½"		1209050013	-	12	pc.
90 Rp3"		1209050014	-	8	pc.



Note:

Elements with 1" thread and bigger have a polygon for a wrench.



Male connector

GROUP: N

Size [mm]	*	Code			UM
16 R½"		1209051003	20	160	pc.
20 R½"		1209051004	20	140	pc.
20 R¾"		1209051005	30	120	pc.
25 R½"		1209051006	20	140	pc.
25 R¾"		1209051007	20	120	pc.
25 R1"		1209245018	-	80	pc.
32 R¾"		1209051009	-	80	pc.
32 R1"		1209051008	-	80	pc.
32 R1¼"		1209245019	-	50	pc.
40 R1¼"		1209051010	-	50	pc.
50 R1½"		1209051012	-	36	pc.
63 R2"		1209051013	-	18	pc.
75 R2½"		1209051014	-	10	pc.
90 R3"		1209051015	-	6	pc.

Note:

Elements with 1" thread and bigger have a polygon for a wrench.





Elbow 90°

GROUP: N

Size [mm]	*	Code			UM
16		1209068010	50	900	pc.
20		1209068011	100	500	pc.
25		1209068012	50	350	pc.
32		1209068013	20	200	pc.
40		1209068014	20	100	pc.
50		1209068015	-	60	pc.
63		1209068016	-	32	pc.
75		1209068017	-	20	pc.
90		1209068018	-	12	pc.
110		1209068009	-	8	pc.



Nipple elbow 90°

GROUP: N

Size [mm]	*	Code			UM
16		1209068022	50	1000	pc.
20		1209068023	100	600	pc.
25		1209068024	50	400	pc.
32		1209068025	50	200	pc.



Elbow 45°

GROUP: N

Size [mm]	*	Code			UM
16		1209068000	50	950	pc.
20		1209068001	100	700	pc.
25		1209068002	50	400	pc.
32		1209068003	40	200	pc.
40		1209068004	20	140	pc.
50		1209068005	-	80	pc.
63		1209068006	-	40	pc.
75		1209068007	-	25	pc.
90		1209068008	-	14	pc.
110		1209068028	-	10	pc.



Nipple elbow 45°

GROUP: N

Size [mm]	*	Code			UM
16		1209068019	50	1050	pc.
20		1209068020	100	700	pc.
25		1209068021	50	450	pc.

coil
 bar
 pipes in tube
 bag
 carton box
 pallet
 new
 available soon


* custom-made - lead time max 4 weeks | ** availability as agreed | *** while stock lasts

Female directly fixed wallplate elbow - L = 45 mm

GROUP: N



Size [mm]	*	Code			UM
20 Rp½"		1209069007	20	140	pc.

Note:
B = 29 mm.



Female directly fixed wallplate elbow - L = 47 mm

GROUP: N


Size [mm]	*	Code			UM
16 Rp½"		1209069006	20	140	pc.

Note:
B = 35 mm.



Female directly fixed wallplate elbow - L = 57 mm

GROUP: N

Size [mm]	*	Code			UM
25 Rp½"		1209069008	20	120	pc.

Note:
B = 36 mm.



Double female directly fixed wallplate elbow 90° - L = 148,5 mm

GROUP: N

Size [mm]	*	Code			UM
20 Rp½"		1209285000	1	30	pc.
25 Rp½"		1209285001	1	30	pc.

Note:
20 Female thread ½ A = 45,5 mm.
25 Female thread ½ A = 50,7 mm.





Female elbow 90°

GROUP: N

Size [mm]	*	Code			UM
16 Rp1/2"		1209069000	20	180	pc.
20 Rp1/2"		1209069001	20	140	pc.
20 Rp3/4"		1209069002	30	120	pc.
25 Rp1/2"		1209069003	30	120	pc.
25 Rp3/4"		1209069004	30	120	pc.
25 Rp1"		1209069010	30	60	pc.
32 Rp3/4"		1209069005	30	90	pc.
32 Rp1"		1209069009	-	50	pc.

Note:

A fitting with 1" thread and bigger has a polygon for a wrench.



Male elbow 90°

GROUP: N

Size [mm]	*	Code			UM
16 R1/2"		1209070000	20	140	pc.
20 R1/2"		1209070001	30	90	pc.
20 R3/4"		1209070002	30	90	pc.
25 R1/2"		1209070003	20	120	pc.
25 R3/4"		1209070004	30	90	pc.
25 R1"		1209070007	30	60	pc.
32 R3/4"		1209070005	30	60	pc.
32 R1"		1209070006	-	50	pc.

Note:

A fitting with 1" thread and bigger has a polygon for a wrench.





Tee

GROUP: N

Size [mm]	*	Code			UM
16		1209257001	40	640	pc.
20		1209257002	80	400	pc.
25		1209257003	20	240	pc.
32		1209257004	20	140	pc.
40		1209257005	15	75	pc.
50		1209257006	-	50	pc.
63		1209257007	-	24	pc.
75		1209257008	-	15	pc.
90		1209257009	-	10	pc.
110		1209257000	-	6	pc.

Reducing tee

GROUP: N

Size [mm]	*	Code			UM
20 / 16 / 20		1209257011	20	180	pc.
25 / 16 / 25		1209257012	20	260	pc.
25 / 20 / 20		1209260012	20	140	pc.
25 / 20 / 25		1209257013	20	240	pc.
25 / 25 / 20		1209260014	20	140	pc.
32 / 16 / 32		1209257016	20	140	pc.
32 / 20 / 20		1209260013	20	140	pc.
32 / 20 / 32		1209257017	20	140	pc.
32 / 25 / 25		1209260015	20	140	pc.
32 / 25 / 32		1209257018	20	140	pc.
40 / 20 / 40		1209257019	20	80	pc.
40 / 25 / 40		1209257020	15	90	pc.
40 / 32 / 40		1209257021	15	90	pc.
50 / 20 / 50		1209257022	-	60	pc.
50 / 25 / 50		1209257023	-	65	pc.
50 / 32 / 50		1209257024	-	60	pc.
50 / 40 / 50		1209257025	-	50	pc.
63 / 32 / 63		1209257026	-	30	pc.
63 / 40 / 63		1209257027	-	22	pc.
63 / 50 / 63		1209257028	-	22	pc.
75 / 40 / 75		1209257029	-	17	pc.
90 / 50 / 90		1209257030	-	12	pc.
90 / 63 / 90		1209257031	-	10	pc.
90 / 75 / 90		1209257032	-	12	pc.
110 / 63 / 110		1209260011	-	8	pc.
110 / 75 / 110		1209260010	-	8	pc.
110 / 90 / 110		1209260009	-	8	pc.



Side outlet tee

GROUP: N

Size [mm]	*	Code			UM
20		1209257010	40	360	pc.



Cross

GROUP: N

Size [mm]	*	Code			UM
16		1209057000	80	480	pc.
20		1209057001	40	320	pc.





Female tee

GROUP: N

Size [mm]	*	Code			UM
16 Rp1/2"		1209258000	20	140	pc.
20 Rp1/2"		1209258002	20	120	pc.
20 Rp3/4"		1209258003	30	90	pc.
25 Rp1/2"		1209258004	20	180	pc.
25 Rp3/4"		1209258005	30	180	pc.
32 Rp3/4"		1209258006	15	60	pc.
32 Rp1"		1209258007	15	60	pc.

Note:

An element with 1" thread has a polygon for a wrench.



Male tee

GROUP: N

Size [mm]	*	Code			UM
20 R1/2"		1209259000	20	120	pc.
25 R1/2"		1209259005	30	90	pc.
25 R3/4"		1209259006	30	90	pc.
32 R3/4"		1209259003	20	120	pc.
32 R1"		1209259004	20	120	pc.



Union

GROUP: N

Size [mm]	*	Code			UM
20 G3/4"		1209065001	20	200	pc.



Female half union with flat sealing

GROUP: N

Size [mm]	*	Code			UM
16 G3/4"		1209105000	50	300	pc.
20 G3/4"		1209105001	50	400	pc.
25 G1"		1209105002	20	100	pc.
N 32 G1 1/4"		1209105003	10	100	pc.



Female half coupling with flat gasket

GROUP: N

Size [mm]	*	Code			UM
20 G1/2"		1209271006	20	200	pc.
20 G3/4"		1209271007	20	200	pc.
25 G3/4"		1209271008	20	200	pc.





Female union

GROUP: N

Size [mm]	*	Code			UM
20 G1/2"		1209271010	20	200	pc.
25 G3/4"		1209271011	20	100	pc.
32 G1"		1209271012	20	80	pc.

Male union



GROUP: N

Size [mm]	*	Code			UM
16 G½"		1209271000	20	200	pc.
20 G½"		1209271001	20	200	pc.
20 G¾"		1209271002	20	200	pc.
25 G¾"		1209271004	20	100	pc.
25 G1"		1209271003	20	100	pc.
32 G1"		1209272000	20	80	pc.



Flange adapter

GROUP: N

Size [mm]	*	Code			UM
40		1209091016	1	40	pc.
50		1209091017	1	30	pc.
63		1209091018	1	20	pc.
75		1209091019	1	15	pc.
90		1209091020	1	10	pc.
110		1209091015	1	6	pc.




Note:

The flange adapter is delivered with an EPDM seal.

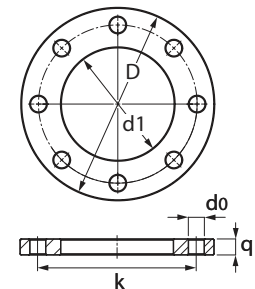
Steel flange PN16

GROUP: N

Size [mm]	*	Code		UM
40 DN32		1209091002	1	pc.
50 DN40		1209091003	1	pc.
63 DN50		1209091004	1	pc.
75 DN65		1209091005	1	pc.
90 DN80		1209091006	1	pc.
110 DN100		1209091001	1	pc.



Code	D	d1	k	d0	q	N
1209091002	140	43	100	18	18	4
1209091003	150	53	110	18	18	4
1209091004	165	66	125	18	20	4
1209091005	185	78	145	18	20	8
1209091006	200	95	160	18	20	8
1209091001	220	114	180	18	22	8



 coil  bar  pipes in tube  bag  carton box  pallet **N** new  available soon

* custom-made - lead time max 4 weeks | ** availability as agreed | *** while stock lasts



Stop end

GROUP: N

Size [mm]	*	Code			UM
16		1209025001	100	1000	pc.
20		1209025002	200	1000	pc.
25		1209025003	100	700	pc.
32		1209025004	50	500	pc.
40		1209025005	50	250	pc.
50		1209025006	-	170	pc.
63		1209025007	-	80	pc.
75		1209025008	-	50	pc.
90		1209025009	-	30	pc.
110		1209025000	-	20	pc.



Ball valve

GROUP: N

Size [mm]	*	Code			UM
20		1209278001	10	90	pc.
25		1209278002	10	50	pc.
32		1209278014	5	25	pc.
40		1209278003	5	15	pc.
50		1209278004	2	10	pc.
63		1209278005	2	8	pc.
75		1209278006	1	5	pc.



Globe valve

GROUP: N

Size [mm]	*	Code			UM
20		1209280000	1	30	pc.
25		1209280001	1	30	pc.
32		1209280002	1	30	pc.



Concealed globe valve with a knob

GROUP: N

Size [mm]	*	Code			UM
20		1209280006	1	30	pc.
25		1209280007	1	30	pc.
32		1209280008	1	30	pc.

Note:

The valves are delivered in a set with two plastic clips to mark hot (red) or cold (blue) water.



Concealed globe valve with masking

GROUP: N

Size [mm]	*	Code			UM
20		1209280003	1	30	pc.
25		1209280004	1	30	pc.
32		1209280005	1	30	pc.



coil bar pipes in tube bag carton box pallet **N** new available soon

* custom-made - lead time max 4 weeks | ** availability as agreed | *** while stock lasts

Accessories

Pipe clip

GROUP: N

Size [mm]	*	Code			UM
16		1209107030	20	1000	pc.
20		1209107031	20	800	pc.
25		1209107032	20	700	pc.
32		1209107033	20	440	pc.
40		1209107034	20	300	pc.
50		1209107035	20	240	pc.
63		1209107036	20	120	pc.
75		1209107037	10	100	pc.
90		1209107038	10	60	pc.




Note:

Use only as sliding points.

Single pipe clamp with rubber insert

GROUP: A

Size [mm]	*	Code		UM
15-18		1700081025	100	pc.
20-23		1700081028	100	pc.
25-28		1700081029	100	pc.
32-36		1700081030	50	pc.
40-44		1700081031	50	pc.
47-52		1700081032	50	pc.
57-63		1700081034	50	pc.
74-78		1700081035	25	pc.
85-91		1700081036	25	pc.
108-112		1700081023	25	pc.




Note:

The clamp has a double-threaded screw with a collar (8x70) a plastic dowel (Ø12) in the set.

Double pipe clamp with rubber insert

GROUP: A

Size [mm]	*	Code		UM
15-18		1700081019	50	pc.
20-23		1700081020	50	pc.
25-28		1700081021	50	pc.
32-36		1700081022	50	pc.



Note:


The clamp has a double-threaded screw with a collar (8x70) a plastic dowel (Ø12) in the set.

Mounting plate

GROUP: N

Spacing (L) [mm]	*	Code			UM
150		1209210000	30	150	pc.

Mounting plate 150 mm - plate total length 215 mm, width 64 mm, depth 6 mm.



 coil  bar  pipes in tube  bag  carton box  pallet  new  available soon

* custom-made - lead time max 4 weeks | ** availability as agreed | *** while stock lasts

Tools



Cutter for pipes Virax PC 42

GROUP: K

Range [mm]	*	Code			UM
16-40		1933267029	1	6	pc.



Roller cutter for PP pipes REMS RAS P

GROUP: K

Range [mm]	*	Code		UM
50-90		1933267032	1	pc.



Stationary welding device

GROUP: K

Range [mm], power [W]	*	Code		UM
63-110, 1600 W		1933267036	1	pc.

Each set includes:

- welding device PZ-125,
- welding machine 1600 W,
- 1933345003 - jaws PZ-125 for pipes Ø 63 mm,
- 1933345002 - jaws PZ-125 for pipes Ø 75 mm,
- 1933345001 - jaws PZ-125 for pipes Ø 90 mm,
- 1933345000 - jaws PZ-125 for pipes Ø 110 mm,
- case.

Note:

The set does not include heating sockets!



KAN-therm welding set

GROUP: K

Range [mm], power [W]	*	Code		UM
16-50, 800 W		1933267078	1	pc.
63-110, 1600 W		1933267079	1	pc.

Each set includes:

- electric welding machine 800 W or 1600 W,
- rack for the welding machine,
- bolt for fastening heating sockets,
- case,
- set of heating inserts 16-50 mm or 63-110 mm.

Note:

The set does not include heating sockets for saddle fittings!



Welding device RITMO PRISMA JIG

GROUP: K

Range [mm]	*	Code		UM
63-125		1933267081	1	pc.

Note:

Tool is sold in set with case.

Welding device SPIDER 125 McElroy

GROUP: K

Range [mm]	*	Code		UM
63-125		1933267082	1	pc.

Note:

Tool is sold in set with case.



Bolt for heating sockets - service part



GROUP: K

	*	Code			UM
	*	1933267037	50	300	pc.



Heating sockets for saddle fittings

GROUP: K

Size [mm]	*	Code			UM
40	**	1933267004	1	15	pc.
50	**	1933267005	1	15	pc.
63	**	1933267006	1	15	pc.
75	**	1933267007	1	15	pc.
90	**	1933267008	1	15	pc.
110	**	1933267002	1	15	pc.

Note:

The set includes a female and male socket and a mounting bolt (Allen).



Drill bit for mounting saddle fittings


GROUP: K

Size [mm]	*	Code			UM
25		1933267038	1	48	pc.



Heating sockets

GROUP: K

Size [mm]	*	Code		UM
16		1933267011	1	pc.
20		1933267013	1	pc.
25		1933267015	1	pc.
32		1933267017	1	pc.
40		1933267019	1	pc.
50		1933267021	1	pc.
63		1933267023	1	pc.
75		1933267025	1	pc.
90		1933267027	1	pc.
110		1933267009	1	pc.

Note:

The heating sockets are intended for electric welding machines.



 coil  bar  pipes in tube  bag  carton box  pallet  new  available soon

* custom-made - lead time max 4 weeks | ** availability as agreed | *** while stock lasts

Complete multipurpose installation system consisting of modern, mutually complementary technical solutions for pipe water distribution, heating and cooling installations, as well as technological and fire extinguishing ones.

ultra**LINE**

ultra**PRESS**

PP

Steel

Inox

Copper, Copper Gas

XPress Sprinkler

Football Stadium installations

Surface heating and cooling, automation

Cabinets and manifolds

