



Install the **future**



**KAN-therm**  
**MULTISYSTEM**

# Catalogue

WATER INSTALLATION  
HEATING AND COOLING





Complete multipurpose installation system consisting of modern, mutually complementary technical solutions for pipe water distribution, heating and cooling installations, as well as technological and fire extinguishing ones.

Install the **future**

COLOUR SYSTEM



SYSTEM NAME

ultra**LINE**

ultra**PRESS**

**PP**

**Steel**

**Inox**

DIAMETER RANGE [mm]

14-32

16-63

16-110

12-108

12-168,3

INSTALLATIONS TYPE




<b>TAP WATER</b>	<input checked="" type="checkbox"/>	<input checked="" type="checkbox"/>	<input checked="" type="checkbox"/>	<input type="checkbox"/>	<input checked="" type="checkbox"/>
<b>HEATING</b>	<input checked="" type="checkbox"/>	<input checked="" type="checkbox"/>	<input checked="" type="checkbox"/>	<input checked="" type="checkbox"/>	<input checked="" type="checkbox"/>
<b>TECHNOLOGICAL HEAT</b>	<input type="checkbox"/>	<input type="checkbox"/>	<input type="checkbox"/>	<input type="checkbox"/>	<input type="checkbox"/>
<b>SOLAR</b>	<input type="checkbox"/>	<input type="checkbox"/>	<input type="checkbox"/>	<input type="checkbox"/>	<input type="checkbox"/>
<b>COOLING</b>	<input type="checkbox"/>	<input type="checkbox"/>	<input type="checkbox"/>	<input type="checkbox"/>	<input checked="" type="checkbox"/>
<b>COMPRESSED AIR</b>	<input type="checkbox"/>	<input type="checkbox"/>	<input type="checkbox"/>	<input type="checkbox"/>	<input type="checkbox"/>
<b>TECHNICAL GASES</b>	<input type="checkbox"/>	<input type="checkbox"/>	<input type="checkbox"/>	<input type="checkbox"/>	<input type="checkbox"/>
<b>FLAMMABLE GAS</b>	<input type="checkbox"/>	<input type="checkbox"/>	<input type="checkbox"/>	<input type="checkbox"/>	<input type="checkbox"/>
<b>TECHNICAL OILS</b>	<input type="checkbox"/>	<input type="checkbox"/>	<input type="checkbox"/>	<input type="checkbox"/>	<input type="checkbox"/>
<b>INDUSTRIAL</b>	<input type="checkbox"/>	<input type="checkbox"/>	<input type="checkbox"/>	<input type="checkbox"/>	<input type="checkbox"/>
<b>BALNEOLOGICAL</b>	<input type="checkbox"/>	<input type="checkbox"/>	<input type="checkbox"/>	<input type="checkbox"/>	<input type="checkbox"/>
<b>SPRINKLER FIRE-FIGHTING</b>	<input type="checkbox"/>	<input type="checkbox"/>	<input type="checkbox"/>	<input type="checkbox"/>	<input type="checkbox"/>
<b>HYDRANT FIRE-FIGHTING</b>	<input type="checkbox"/>	<input type="checkbox"/>	<input type="checkbox"/>	<input type="checkbox"/>	<input type="checkbox"/>
<b>UNDERFLOOR HEATING AND COOLING</b>	<input checked="" type="checkbox"/>	<input checked="" type="checkbox"/>	<input type="checkbox"/>	<input type="checkbox"/>	<input type="checkbox"/>
<b>WALL HEATING AND COOLING</b>	<input checked="" type="checkbox"/>	<input checked="" type="checkbox"/>	<input type="checkbox"/>	<input type="checkbox"/>	<input type="checkbox"/>
<b>CEILING HEATING AND COOLING</b>	<input checked="" type="checkbox"/>	<input checked="" type="checkbox"/>	<input type="checkbox"/>	<input type="checkbox"/>	<input type="checkbox"/>
<b>EXTERNAL SURFACES HEATING AND COOLING</b>	<input checked="" type="checkbox"/>	<input checked="" type="checkbox"/>	<input type="checkbox"/>	<input type="checkbox"/>	<input type="checkbox"/>





In untypical cases, it is necessary to check the conditions of using KAN-therm parts with technical and information materials or opinions of the KAN Technical Department. Use the form – Inquiry about the possibility to use KAN-therm elements – to send basic parameters of an installation operation. Based on the data sent, the Technical Department will assess the fitness of the system to the particular installation. The form can be found on the website.



SYSTEM **KAN-therm**



		
Copper	Surface heating and cooling	Cabinets, manifolds
12-108	12-25	–
●		●
●	●	●
		○
●	○	○
○		
○		
○		
	●	●
	●	●
	●	●
	●	●

			
Groove	Copper Gas	Sprinkler Steel	Sprinkler Inox
DN25-DN300	15-54	22-108	22-108
			○
○			
○			
○			
○			
○	○	○	○
○	○	○	○
	●		
○			
○		●	●
○		●	●

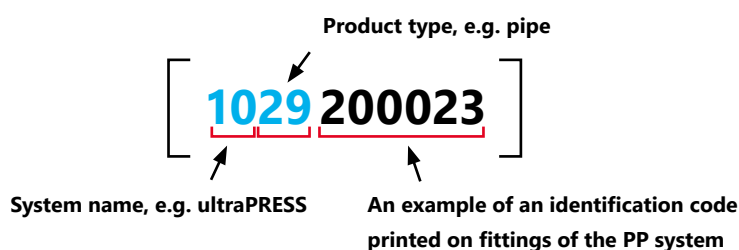
● standard range of applications  
 ○ possible use – confirm the conditions with the KAN Technical Department.

# Contents

<b>SYSTEM KAN-therm ultraLINE</b> pipes and fittings with sliding sleeve for heating and potable water systems	<b>5</b>
<b>SYSTEM KAN-therm ultraPRESS</b> pipes and fittings with crimping sleeve for heating and potable water systems	<b>27</b>
<b>SYSTEM KAN-therm PP</b> welded pipes and fittings for heating and potable water systems	<b>57</b>
<b>SYSTEM KAN-therm Steel</b> carbon steel pipes and fittings for heating systems	<b>77</b>
<b>SYSTEM KAN-therm Inox</b> stainless steel pipes and fittings for heating and potable water systems	<b>105</b>
<b>SYSTEM KAN-therm Copper</b> copper fittings for heating and potable water system	<b>131</b>
<b>The surface heating and cooling of the SYSTEM KAN-therm</b> solutions for low-temperature surface heating and cooling systems	<b>153</b>
<b>SYSTEM KAN-therm manifolds, cabinets and supplementary elements</b>	<b>205</b>
<b>Index</b>	<b>235</b>

## EXPLANATION OF CODE SYSTEM

Pipes	29	Fittings	09
-------	----	----------	----



ultraLINE	25	Surface heating and cooling	18
ultraPRESS	10	Cabinets	14
PP	12	Manifolds	13
Steel	15	Screw fittings and supp. elements	17
Inox	16	Tools	19
Copper	22	Others	21

This commercial information is effective as of 01.07.2024 r. Availability of goods according to individual arrangements. The photographs presenting the offered goods are for reference only. Actual colour and design details of the elements may differ from those presented in the photographs. When the new catalogue is released, the information contained in the earlier version of the catalogue will be updated. KAN Sp. z o.o. reserves the right to supplement, change or replace commercial and technical information at any time. © KAN Sp. z o.o. copyrights All rights reserved. Text, images, graphics and their layout in KAN Sp. z o.o. publications are covered by copyrights.





Install the **future**



SYSTEM **KAN-therm**

**ultraLINE**

Many possibilities,  
one choice

EN 24/07

Ø **14-32 mm**

# Table of contents

## SYSTEM **KAN-therm** ultraLINE

Pipes .....	<b>7</b>
Connectors .....	<b>10</b>
Accessories .....	<b>21</b>
Tools .....	<b>22</b>





# SYSTEM KAN-therm ultraLINE

## Pipes

### PERTAL<sup>2</sup> pipe - coil

GROUP: U2

Size [mm]	*	Code			UM
14×2,0		2529334001	200	3000	m
16×2,2		2529334003	200	3000	m
20×2,8		2529334005	100	1500	m
25×2,5		2529334007	50	750	m
32×3,0		2529334009	50	600	m



**Note:**

Application class (acc. to ISO 10508) 1-5; 10 bar.



### PERTAL<sup>2</sup> pipe in grey insulation 6 mm - coil

GROUP: U2

Size [mm]	*	Code			UM
14×2,0	***	2529333000	50	600	m
16×2,2	***	2529333001	50	500	m
20×2,8	***	2529333002	50	500	m
25×2,5	***	2529333003	50	300	m
32×3,0	***	2529333004	50	300	m



**Note:**

Application class (acc. to ISO 10508) 1-5; 10 bar.



### PERTAL<sup>2</sup> pipe in red insulation 6 mm - coil

GROUP: U2

Size [mm]	*	Code			UM
<b>N</b> 14×2,0		2529333010	50	750	m
<b>N</b> 16×2,2		2529333011	50	750	m
<b>N</b> 20×2,8		2529333012	50	750	m
<b>N</b> 25×2,5		2529333013	50	300	m
<b>N</b> 32×3,0		2529333014	50	350	m



**Note:**

Application class (acc. to ISO 10508) 1-5; 10 bar.




### PERTAL<sup>2</sup> pipe in blue insulation 6 mm - coil

GROUP: U2

Size [mm]	*	Code			UM
<b>N</b> 14×2,0		2529333015	50	750	m
<b>N</b> 16×2,2		2529333016	50	750	m
<b>N</b> 20×2,8		2529333017	50	750	m
<b>N</b> 25×2,5		2529333018	50	300	m
<b>N</b> 32×3,0		2529333019	50	350	m

**Note:**

Application class (acc. to ISO 10508) 1-5; 10 bar.



 coil 
  bar 
  pipes in tube 
  bag 
  carton box 
  pallet 
 **N** new 
  available soon

\* custom-made - lead time max 4 weeks | \*\* availability as agreed | \*\*\* while stock lasts



### PERTAL<sup>2</sup> pipe - bar

GROUP: U2

Size [mm]	*	Code			UM
14×2,0		2529334000	5	160	m
16×2,2		2529334002	5	120	m
20×2,8		2529334004	5	70	m
25×2,5		2529334006	5	40	m
32×3,0		2529334008	5	50	m

**Note:**  
Application class (acc. to ISO 10508) 1-5; 10 bar.



### PEXC pipe - coil

GROUP: U2

Size [mm]	*	Code			UM
14×2,0		2529200000	200	3000	m
16×2,2		2529200001	200	3000	m
20×2,8		2529200002	100	1500	m

**Note:**  
Application class (acc. to ISO 10508) 1-5; 10 bar.



### PEXC pipe in grey insulation 6 mm - coil

GROUP: U2

Size [mm]	*	Code			UM
14×2,0		2529195006	50	800	m
16×2,2		2529195007	50	750	m
20×2,8		2529195008	50	650	m

**Note:**  
Application class (acc. to ISO 10508) 1-5; 10 bar.



### PERT<sup>2</sup> pipe - coil

GROUP: U2

Size [mm]	*	Code			UM
14×2,0		2529198000	200	3000	m
16×2,2		2529198001	200	3000	m
20×2,8		2529198002	100	1500	m

**Note:**  
Application class (acc. to ISO 10508) 1-5; 10 bar.



### PERT<sup>2</sup> pipe in grey insulation 6 mm - coil

GROUP: U2

Size [mm]	*	Code			UM
14×2,0	***	2529195000	50	800	m
16×2,2	***	2529195001	50	750	m
20×2,8	***	2529195002	50	650	m

**Note:**  
Application class (acc. to ISO 10508) 1-5; 10 bar.



coil bar pipes in tube bag carton box pallet **N** new **i** available soon

\* custom-made - lead time max 4 weeks | \*\* availability as agreed | \*\*\* while stock lasts



### PERT<sup>2</sup> pipe in red insulation 6 mm - coil

GROUP: U2

	Size [mm]	*	Code			UM
<b>N</b>	14×2,0		2529195015	50	750	m
<b>N</b>	16×2,2		2529195016	50	750	m
<b>N</b>	20×2,8		2529195017	50	750	m



**Note:**

Application class (acc. to ISO 10508) 1-5; 10 bar.




### PERT<sup>2</sup> pipe in blue insulation 6 mm - coil

GROUP: U2

	Size [mm]	*	Code			UM
<b>N</b>	14×2,0		2529195018	50	750	m
<b>N</b>	16×2,2		2529195019	50	750	m
<b>N</b>	20×2,8		2529195020	50	750	m

**Note:**

Application class (acc. to ISO 10508) 1-5; 10 bar.



 coil 
  bar 
  pipes in tube 
  bag 
  carton box 
  pallet 
 **N** new 
  available soon

\* custom-made - lead time max 4 weeks | \*\* availability as agreed | \*\*\* while stock lasts

## Connectors



### Brass female connector

GROUP: U1

Size [mm]	*	Code			UM
14 Rp1/2"		2509044000	10	150	pc.
16 Rp1/2"		2509044001	10	150	pc.
20 Rp1/2"		2509044002	10	150	pc.
20 Rp3/4"		2509044003	10	120	pc.
25 Rp3/4"		2509044004	5	70	pc.
32 Rp1"		2509044005	5	50	pc.



### Brass male connector

GROUP: U1

Size [mm]	*	Code			UM
14 R1/2"		2509045000	10	150	pc.
16 R1/2"		2509045001	10	150	pc.
20 R1/2"		2509045002	10	150	pc.
20 R3/4"		2509045003	10	150	pc.
25 R3/4"		2509045005	5	80	pc.
25 R1"		2509045004	5	70	pc.
32 R1"		2509045006	5	50	pc.



### Brass coupling

GROUP: U1

Size [mm]	*	Code			UM
14		2509042000	10	160	pc.
16		2509042001	5	80	pc.
20		2509042002	5	80	pc.
25		2509042003	5	80	pc.
32		2509042004	5	60	pc.



### PPSU coupling

GROUP: U1

Size [mm]	*	Code			UM
14		2566042000	10	160	pc.
16		2566042001	10	160	pc.
20		2566042002	10	160	pc.
25		2566042003	5	80	pc.
32		2566042004	5	60	pc.



coil bar pipes in tube bag carton box pallet **N** new available soon

\* custom-made - lead time max 4 weeks | \*\* availability as agreed | \*\*\* while stock lasts



## Brass reducing coupling



GROUP: U1

Size [mm]	*	Code			UM
16 / 14		2509046006	10	160	pc.
20 / 14		2509046007	10	160	pc.
20 / 16		2509046008	10	160	pc.
25 / 16		2509046005	5	80	pc.
25 / 20		2509046009	5	80	pc.
32 / 25		2509046010	5	70	pc.



## PPSU reducing coupling



GROUP: U1

Size [mm]	*	Code			UM
16 / 14		2566046002	10	160	pc.
20 / 14		2566046003	10	160	pc.
20 / 16		2566046004	10	160	pc.
25 / 16		2566046005	5	80	pc.
25 / 20		2566046000	5	80	pc.
32 / 25		2566046001	5	70	pc.



## Brass coupling ultraLINE/Push

GROUP: U1



Size [mm]	*	Code			UM
<b>N</b> 14x2,0 / 14x2,0		2509042010	1	40	pc.
<b>N</b> 16x2,2 / 14x2,0		2509042011	1	40	pc.
<b>N</b> 16x2,2 / 18x2,5		2509042012	1	40	pc.
<b>N</b> 16x2,2 / 18x2,0		2509042013	1	40	pc.
<b>N</b> 20x2,8 / 18x2,5		2509042014	1	30	pc.
<b>N</b> 20x2,8 / 18x2,0		2509042015	1	30	pc.
<b>N</b> 25x2,5 / 25x3,5		2509042016	1	20	pc.
<b>N</b> 32x3,0 / 32x4,4		2509042017	1	15	pc.

**Note:**  
Set includes: brass coupling, ultraLINE PVDF sliding sleeve and Push brass ring.



## Brass tee

GROUP: U1



Size [mm]	*	Code			UM
14		2509257000	10	100	pc.
16		2509257001	10	80	pc.
20		2509257002	10	80	pc.
25		2509257003	5	40	pc.
32		2509257004	2	20	pc.





### PPSU tee



GROUP: U1

Size [mm]	*	Code			UM
14		2566257000	10	100	pc.
16		2566257001	10	80	pc.
20		2566257002	10	80	pc.
25		2566257003	5	40	pc.
32		2566257004	2	20	pc.



### Brass reducing tee

GROUP: U1



Size [mm]	*	Code			UM
14 / 16 / 14		2509260000	10	80	pc.
16 / 14 / 14		2509260001	10	80	pc.
16 / 14 / 16		2509260002	10	80	pc.
16 / 16 / 14		2509260003	10	80	pc.
16 / 20 / 16		2509260004	10	80	pc.
20 / 14 / 14		2509260005	10	80	pc.
20 / 14 / 16		2509260006	10	80	pc.
20 / 14 / 20		2509260007	10	80	pc.
20 / 16 / 16		2509260008	10	80	pc.
20 / 16 / 20		2509260009	10	80	pc.
20 / 20 / 16		2509260010	10	80	pc.
20 / 25 / 20		2509260011	5	40	pc.
25 / 14 / 20		2509260012	5	40	pc.
25 / 14 / 25		2509260013	5	40	pc.
25 / 16 / 16		2509260014	5	40	pc.
25 / 16 / 20		2509260015	5	40	pc.
25 / 16 / 25		2509260016	5	40	pc.
25 / 20 / 16		2509260026	5	40	pc.
25 / 20 / 20		2509260017	5	40	pc.
25 / 20 / 25		2509260018	5	40	pc.
25 / 32 / 25		2509260019	2	20	pc.
32 / 16 / 25		2509260020	2	20	pc.
32 / 16 / 32		2509260021	2	20	pc.
32 / 20 / 25		2509260022	2	20	pc.
32 / 20 / 32		2509260023	2	20	pc.
32 / 25 / 20		2509260027	2	20	pc.
32 / 25 / 25		2509260024	2	20	pc.
32 / 25 / 32		2509260025	2	20	pc.

 coil 
  bar 
  pipes in tube 
  bag 
  carton box 
  pallet 
  new 
  available soon

\* custom-made - lead time max 4 weeks | \*\* availability as agreed | \*\*\* while stock lasts

## PPSU reducing tee



GROUP: U1

Size [mm]	*	Code			UM
14 / 16 / 14		2566260000	10	120	pc.
16 / 14 / 14		2566260001	10	80	pc.
16 / 14 / 16		2566260002	10	80	pc.
16 / 16 / 14		2566260003	10	80	pc.
16 / 20 / 16		2566260004	5	40	pc.
20 / 14 / 14		2566260005	10	80	pc.
20 / 14 / 16		2566260006	5	40	pc.
20 / 14 / 20		2566260007	5	40	pc.
20 / 16 / 16		2566260008	5	40	pc.
20 / 16 / 20		2566260009	5	40	pc.
20 / 20 / 16		2566260010	10	80	pc.
20 / 25 / 20		2566260011	5	40	pc.
25 / 14 / 20		2566260012	5	40	pc.
25 / 14 / 25		2566260013	5	40	pc.
25 / 16 / 16		2566260014	5	40	pc.
25 / 16 / 20		2566260015	5	40	pc.
25 / 16 / 25		2566260016	5	40	pc.
25 / 20 / 16		2566260026	5	40	pc.
25 / 20 / 20		2566260017	5	40	pc.
25 / 20 / 25		2566260018	5	40	pc.
25 / 32 / 25		2566260019	2	20	pc.
32 / 16 / 25		2566260020	2	20	pc.
32 / 16 / 32		2566260021	2	20	pc.
32 / 20 / 25		2566260022	2	20	pc.
32 / 20 / 32		2566260023	2	20	pc.
32 / 25 / 20		2566260027	2	20	pc.
32 / 25 / 25		2566260024	2	20	pc.
32 / 25 / 32		2566260025	2	20	pc.



## Brass elbow 90°



GROUP: U1

Size [mm]	*	Code			UM
14		2509302000	10	180	pc.
16		2509302001	10	180	pc.
20		2509302002	10	120	pc.
25		2509302003	5	60	pc.
32		2509302004	5	30	pc.



## PPSU elbow 90°

GROUP: U1

Size [mm]	*	Code			UM
14		2566302000	10	180	pc.
16		2566302001	10	120	pc.
20		2566302002	10	120	pc.
25		2566302003	5	60	pc.
32		2566302004	5	30	pc.



 coil 
  bar 
  pipes in tube 
  bag 
  carton box 
  pallet 
  new 
  available soon

\* custom-made - lead time max 4 weeks | \*\* availability as agreed | \*\*\* while stock lasts





### Brass nipple coupling

GROUP: U1

Size [mm]	*	Code			UM
14 / 15		2509046000	20	160	pc.
16 / 15		2509046001	20	160	pc.
20 / 18		2509046002	10	120	pc.
25 / 22		2509046003	5	60	pc.
32 / 28		2509046004	5	60	pc.

**Note:**

The coupling can work with metal press systems such as KAN-therm Steel, KAN-therm Inox or KAN-therm Copper.



### Brass female tee

GROUP: U1

Size [mm]	*	Code			UM
14 Rp½"		2509258000	5	60	pc.
16 Rp½"		2509258001	5	60	pc.
20 Rp½"		2509258002	5	50	pc.
20 Rp¾"		2509258003	5	50	pc.
25 Rp½"		2509258004	2	30	pc.
25 Rp¾"		2509258005	2	30	pc.
32 Rp½"		2509258007	2	20	pc.
32 Rp¾"		2509258008	2	20	pc.
32 Rp1"		2509258006	2	20	pc.



### Brass female elbow 90°

GROUP: U1

Size [mm]	*	Code			UM
14 Rp½"		2509069000	10	120	pc.
14 Rp¾"		2509069001	10	100	pc.
16 Rp½"		2509069002	10	120	pc.
16 Rp¾"		2509069003	5	60	pc.
20 Rp½"		2509069006	10	100	pc.
20 Rp¾"		2509069007	5	40	pc.
25 Rp¾"		2509069004	5	30	pc.
32 Rp1"		2509069005	2	30	pc.



### Brass male elbow 90°

GROUP: U1

Size [mm]	*	Code			UM
14 R½"		2509070000	10	120	pc.
16 R½"		2509070001	10	120	pc.
20 R½"		2509070002	10	120	pc.
20 R¾"		2509070003	10	100	pc.
25 R¾"		2509070004	5	40	pc.
32 R1"		2509070005	2	30	pc.

coil bar pipes in tube bag carton box pallet **N** new available soon

\* custom-made - lead time max 4 weeks | \*\* availability as agreed | \*\*\* while stock lasts

### Brass female wallplate elbow - L = 41 mm

GROUP: U1

Size [mm]	*	Code			UM
14 Rp $\frac{1}{2}$ "		2509286004	5	50	pc.
16 Rp $\frac{1}{2}$ "		2509286007	5	50	pc.
20 Rp $\frac{1}{2}$ "		2509286010	5	50	pc.

**Note:**

Height without plastic stop end.  
Stop end is intended for leak test only.



### Brass female wallplate elbow - L = 52.5 mm

GROUP: U1

Size [mm]	*	Code			UM
14 Rp $\frac{1}{2}$ "		2509286003	5	40	pc.
16 Rp $\frac{1}{2}$ "		2509286006	5	40	pc.
20 Rp $\frac{1}{2}$ "		2509286009	5	40	pc.

**Note:**

Height without plastic stop end.  
Stop end is intended for leak test only.



### Brass female wallplate elbow - L = 54 mm

GROUP: U1

Size [mm]	*	Code			UM
25 Rp $\frac{3}{4}$ "		2509286012	2	30	pc.



**Note:**


Brass female wallplate elbow is sold without the plastic stop end.



### Brass female wallplate elbow for dry screed - L = 78 mm

GROUP: U1

Size [mm]	*	Code			UM
14 Rp $\frac{1}{2}$ "		2509286005	2	20	pc.
16 Rp $\frac{1}{2}$ "		2509286008	2	20	pc.
20 Rp $\frac{1}{2}$ "		2509286011	2	20	pc.



### Brass female wallplate elbow U-type - L = 41 mm

GROUP: U1

Size [mm]	*	Code			UM
14 Rp $\frac{1}{2}$ "		2509286000	5	45	pc.
16 Rp $\frac{1}{2}$ "		2509286001	5	45	pc.
20 Rp $\frac{1}{2}$ "		2509286002	5	45	pc.

**Note:**


Height without plastic stop end.  
Stop end is intended for leak test only.





### Brass elbow with Cu Ø15 pipe - L = 300 mm

**GROUP: U1**

Size [mm]	*	Code		UM
14		2509071000	50	pc.
16		2509071002	50	pc.
20		2509071004	40	pc.

**Note:**

Variants of connecting fittings with nickel-plated pipes with all kinds of appliances are described in the "Designer and Contractor Guidebook".



### Brass elbow with Cu Ø15 pipe - L = 750 mm

**GROUP: U1**

Size [mm]	*	Code		UM
14		2509071001	25	pc.
16		2509071003	25	pc.
20		2509071005	25	pc.

**Note:**

Variants of connecting fittings with nickel-plated pipes with all kinds of appliances are described in the "Designer and Contractor Guidebook".



### Brass elbow with Cu Ø15 pipe - L = 300 mm

**GROUP: U1**

Size [mm]	*	Code		UM
14		2509071006	10	pc.
16		2509071007	10	pc.


**Note:**

Variants of connecting fittings with nickel-plated pipes with all kinds of appliances are described in the "Designer and Contractor Guidebook".



### Brass tee with Cu Ø15 pipe - L = 300 mm

**GROUP: U1**

Size [mm]	*	Code		UM
14		2509261000	50	pc.
16		2509261002	50	pc.
20		2509261008	50	pc.

**Note:**

Variants of connecting fittings with nickel-plated pipes with all kinds of appliances are described in the "Designer and Contractor Guidebook".



### Brass tee with Cu Ø15 pipe - L = 750 mm

**GROUP: U1**

Size [mm]	*	Code		UM
14		2509261001	25	pc.
16		2509261003	25	pc.
20		2509261009	25	pc.

**Note:**

Variants of connecting fittings with nickel-plated pipes with all kinds of appliances are described in the "Designer and Contractor Guidebook".



**Brass reducing tee with Cu Ø15 pipe - L = 300 mm, left****GROUP: U1**

Size (d1/d2) [mm]	*	Code		UM
16 / 14		2509261004	50	pc.
20 / 16		2509261010	50	pc.

**Note:**

When connecting radiators with reducing tees, use the set consisting of the left and right tees.  
Variants of connecting fittings with nickel-plated pipes with all kinds of appliances are described in the "Designer and Contractor Guidebook".

**Brass reducing tee with Cu Ø15 pipe - L = 300 mm, right****GROUP: U1**

Size (d1/d2) [mm]	*	Code		UM
16 / 14		2509261005	50	pc.
20 / 16		2509261011	50	pc.

**Note:**

When connecting radiators with reducing tees, use the set consisting of the left and right tees.  
Variants of connecting fittings with nickel-plated pipes with all kinds of appliances are described in the "Designer and Contractor Guidebook".

**Brass reducing tee with Cu Ø15 pipe - L = 750 mm, left****GROUP: U1**

Size (d1/d2) [mm]	*	Code		UM
16 / 14		2509261006	25	pc.
20 / 16		2509261012	25	pc.

**Note:**

When connecting radiators with reducing tees, use the set consisting of the left and right tees.  
Variants of connecting fittings with nickel-plated pipes with all kinds of appliances are described in the "Designer and Contractor Guidebook".

**Brass reducing tee with Cu Ø15 pipe - L = 750 mm, right****GROUP: U1**

Size (d1/d2) [mm]	*	Code		UM
16 / 14		2509261007	25	pc.
20 / 16		2509261013	25	pc.

**Note:**

When connecting radiators with reducing tees, use the set consisting of the left and right tees.  
Variants of connecting fittings with nickel-plated pipes with all kinds of appliances are described in the "Designer and Contractor Guidebook".

**Eurocone adapter for Cu Ø15 pipe****GROUP: A**

Size [mm]	*	Code			UM
15 G¾"		1709043005	15	150	pc.

**Note:**

The adapter is compatible with fittings for union connections with male threads and radiator combined valves.





### Eurocone adapter for Cu Ø15 pipe

GROUP: A

Size [mm]	*	Code			UM
15 G½"		1709043003	20	300	pc.

**Note:**  
Adapter is compatible with nipples and fittings for union connections.



### Universal eurocone adapter for Ø15 pipes

GROUP: A

Size [mm]	*	Code			UM
15 G¾"		1709043010	15	150	pc.

**Note:**  
Universal adapter, enabling connection of metal pipes (e.g. copper, nickel-plated copper, KAN-therm Steel and Inox system pipes) with a diameter of 15 mm. The construction of the adapter allows for its multiple use.



### Compression for Cu Ø15 pipes

GROUP: A

Size [mm]	*	Code			UM
15 G½"		1709043011	20	300	pc.

**Note:**  
The compression fitting is compatible with 1709040000.



### Nickel-plated male/female connection body for Ø15 pipe

GROUP: A

Size [mm]	*	Code			UM
15 G½"		1709040000	20	200	pc.

**Note:**  
To be used together with a compression for Cu Ø15 mm pipe (1709043011) when connecting radiators with female ½" thread using fittings with nickel-plated Cu Ø15 mm pipes.





### Brass stop end

GROUP: U1

Size [mm]	*	Code			UM
14		2509250000	10	350	pc.
16		2509250001	10	200	pc.
20		2509250002	10	150	pc.
25		2509250003	5	150	pc.
32		2509250004	5	60	pc.

## PVDF sliding sleeve

GROUP: U1

Size [mm]	*	Code			UM
14		2509335000	50	700	pc.
16		2509335001	50	500	pc.
20		2509335002	30	300	pc.
25		2509335003	20	200	pc.
32		2509335004	10	100	pc.



## Brass threaded connector

GROUP: U1



Size [mm]	*	Code			UM
14		2510042000	10	120	pc.
16		2510042001	10	120	pc.
20		2510042002	10	120	pc.

**Note:**  
ultraLINE PERTAL<sup>2</sup> pipes require calibration and chamfering before connecting with fitting.



## Brass female threaded connector

GROUP: U1




Size [mm]	*	Code			UM
14 Rp½"		2510044000	10	150	pc.
16 Rp½"		2510044001	10	150	pc.
20 Rp½"		2510044002	10	150	pc.

**Note:**  
ultraLINE PERTAL<sup>2</sup> pipes require calibration and chamfering before connecting with fitting.



## Brass male threaded connector

GROUP: U1

Size [mm]	*	Code			UM
14 G½"		2510045000	10	150	pc.
16 G½"		2510045001	10	150	pc.
20 G½"		2510045002	10	150	pc.
 25 R¾"		2509045007	5	80	pc.

**Note:**  
ultraLINE PERTAL<sup>2</sup> pipes require calibration and chamfering before connecting with fitting.  
½" threads are equipped with O-Ring seal.  
Connectors with ½" threads are adapted for direct screwing into the manifold beam - sealing of the connection is done by means of an O-Ring seal.



## Brass Eurocone adapter

GROUP: U1

Size [mm]	*	Code			UM
14 G¾"		2510271000	10	120	pc.
16 G¾"		2510271001	10	120	pc.









### Brass female half union with flat seal

GROUP: U1

Size [mm]	*	Code			UM
14 G1/2"		2510105000	10	120	pc.
14 G3/4"		2510105001	10	120	pc.
16 G1/2"		2510105002	10	120	pc.
16 G3/4"		2510105003	10	120	pc.
20 G1/2"		2510105004	10	80	pc.
20 G3/4"		2510105005	10	80	pc.
25 G1"		2510105006	5	60	pc.
25 G3/4"		2510105007	5	60	pc.
32 G1"		2510105009	5	50	pc.
32 G1 1/4"		2510105008	5	40	pc.



### Eurocone adapter

GROUP: U1

Size [mm]	*	Code			UM
14 G3/4"		2510271002	10	150	pc.
16 G3/4"		2510271003	10	150	pc.
20 G3/4"		2510271004	10	150	pc.

**Note:**

ultraLINE PERTAL<sup>2</sup> pipes require calibration and chamfering before fitting the adapter.

## Accessories

### Metal bent mounting plate for dry screed wallplate elbows

GROUP: A


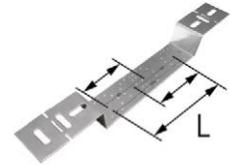
Spacing (L) [mm]	*	Code			UM
80, 100, 150		1700210025	1	30	pc.

Plate total length 436 mm, width 60 mm, bend 42 mm.

**Note:**

It allows wall elbows and wall tees to be installed with a bracket on the wall, in wall grooves and drywall. The plate is sold with a set of screws (6 pcs.) for fixing elbows and wall tees.



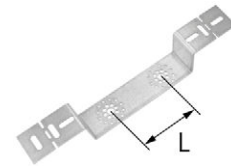
### Bent mounting plate

GROUP: A

Spacing (L) [mm]	*	Code			UM
<b>N</b> 100		1700210027	1	30	pc.

Plate total length 383 mm, width 60 mm, bend 42 mm.

The plate is sold with a set of screws (6 pcs.) for fixing elbows and wall tees.



### Double metal mounting plate


GROUP: A

Spacing (L) [mm]	*	Code			UM
80, 150		1700210014	1	42	pc.

Plate total length 210 mm, width 55 mm, depth 9 mm.

**Note:**

It allows wall elbows and wall tees with a nut or mounting bolt to be installed on the wall, in wall grooves and drywall. Screws for mounting tap connections included (6 pcs.).



## Tools



### Battery tool set - expander and sliding-sleeve tool + ultraLINE AL 16-25 heads

GROUP: K

Range [mm]	*	Code		UM
16-25		1967267031	1	pc.

Each set includes:

- expanding tool,
- 1967267051 - battery RAML1225 Li-Ion 10,8 V 2,5 Ah - 3 pcs.,
- 1967267024 - charger for battery-powered tools,
- 1967267025 - battery expander,
- 1941267096 - expander lubricant,
- 1967113004 - ultraLINE AL - 16×2,2 expanding head,
- 1967113005 - ultraLINE AL - 20×2,8 expanding head,
- 1967113006 - ultraLINE AL - 25×2,5 expanding head,
- 1967267004 - set of forks for sliding sleeve - 16,
- 1967267005 - set of forks for sliding sleeve - 20,
- 1967267006 - set of forks for sliding sleeve - 25,
- 1967267000 - pipe cutter 14-25,
- 1967267021 - calibrator - 14-16-20,
- tool case.



### Battery tool set - expander and sliding sleeve tool + ultraLINE PE 16-20 and ultraLINE AL. 25 heads

GROUP: K

Range [mm]	*	Code		UM
16-25		1967267032	1	pc.

Each set includes:

- expanding tool,
- 1967267051 - battery RAML1225 Li-Ion 10,8 V 2,5 Ah - 3 pcs.,
- 1967267024 - charger for battery-powered tools,
- 1967267025 - battery expander,
- 1941267096 - expander lubricant,
- 1967113004 - ultraLINE PE - 16×2,2 expanding head,
- 1967113005 - ultraLINE PE - 20×2,8 expanding head,
- 1967113006 - ultraLINE AL - 25×2,5 expanding head,
- 1967267004 - set of forks for sliding sleeve - 16,
- 1967267005 - set of forks for sliding sleeve - 20,
- 1967267006 - set of forks for sliding sleeve - 25,
- 1967267000 - pipe cutter 14-25,
- tool case.



### Battery tool set - expander and sliding sleeve tool

GROUP: K

Range [mm]	*	Code		UM
14-32		1967267026	1	pc.

Each set includes:

- expanding tool,
- 1967267051 - battery RAML1225 Li-Ion 10,8 V 2,5 Ah - 3 pcs.,
- 1967267024 - charger for battery-powered tools,
- 1967267025 - battery expander,
- 1941267096 - expander lubricant,
- 1967267000 - pipe shears 14-25,
- 1933267029 - pipe shears 14-32,
- tool case.

Expanding heads and forks must be completed separately.



### Tool set - expander and battery sliding sleeve sleeve tool

GROUP: K

Range [mm]	*	Code		UM
14-32		1967267012	1	pc.

Each set includes:

- expanding tool,
- 1967267051 - battery RAML1225 Li-Ion 10,8 V 2,5 Ah - 3 pcs.,
- 1967267024 - charger for battery-powered tools,
- 1967267002 - expander,
- 1941267096 - expander lubricant,
- 1967267000 - pipe cutter 14-25,
- 1933267029 - pipe cutter 14-32,
- tool case.

Expanding heads and forks must be completed separately.



## Charger for battery tools

GROUP: K

Version	*	Code		UM
LGML1 ~230 V / 10,8V DC		1967267024	1	pc.



## Battery for battery tools

GROUP: K

Version	*	Code		UM
<b>N</b> RAML1225 Li-Ion 10,8V 2,5Ah		1967267051	1	pc.



## Manual tool set - expander and chain sliding sleeve tool

GROUP: K

Range [mm]	*	Code		UM
14-32		1967267016	1	pc.

Each set includes:


- 1938267085 - chain sliding sleeve tool,
- 1967267002 - expander,
- 1941267096 - expander lubricant,
- 1967267000 - pipe cutter 14-25,
- 1933267029 - pipe cutter 14-32,
- tool case.

Expanding heads and forks must be completed separately.



## Manual tool set - expander and adapter

GROUP: K

Range [mm]	*	Code		UM
14-32		1967267017	1	pc.

Each set includes:

- 1967267015 - adapter for radial press tools,
- 1967267002 - expander,
- 1941267096 - expander lubricant,
- 1967267000 - pipe cutter 14-25,
- 1933267029 - pipe cutter 14-32,
- tool case.

Expanding heads and forks must be completed separately.



## Expander

GROUP: K

Range [mm]	*	Code		UM
14-32		1967267001	1	pc.





### Expanding head PE

GROUP: K

Size [mm]	*	Code		UM
14x2,0		1967113000	1	pc.
16x2,2		1967113001	1	pc.
20x2,8		1967113002	1	pc.



### Expanding head AL

GROUP: K

Size [mm]	*	Code		UM
14x2,0		1967113003	1	pc.
16x2,2		1967113004	1	pc.
20x2,8		1967113005	1	pc.
25x2,5		1967113006	1	pc.
32x3,0		1967113007	1	pc.



### Set of forks for sliding sleeve

GROUP: K

Size [mm]	*	Code		UM
14x2,0		1967267003	1	pc.
16x2,2		1967267004	1	pc.
20x2,8		1967267005	1	pc.
25x2,5		1967267006	1	pc.
32x3,0		1967267007	1	pc.



### Set of double forks for hydraulic sliding sleeve tool

GROUP: K

Range [mm]	*	Code		UM
14-16		1967267008	1	set
16-20		1967267009	1	set
25-32		1967267010	1	set

**Note:**  
Double forks enable conversion of Push hydraulic foot push tools for working with ultraLINE elements.  
The set includes a long and short fork.



### Locking pin for double forks



GROUP: K

	*	Code		UM
		1967267050	1	pc.

**Note:**  
To retool a Push hydraulic foot push tool use one protective pin for double push forks.

### Set of double forks for battery crimping tool Push/ultraLINE

GROUP: K

Range [mm]	*	Code			UM
! 14-16		1967267052	1	12	pc.
! 16-20		1967267053	1	12	pc.
! 25-32		1967267054	1	12	pc.

**Note:**

The set enable conversion of Push battery press for working with ultraLINE elements.  
The set includes a long and short fork.



### Locking pin for double forks for the press tool Push/ultraLINE battery press

GROUP: K

Range [mm]	*	Code			UM
! 14-32		1967267055	1	150	pc.



### Adapter for press tools

GROUP: K

Range [mm]	*	Code		UM
		1967267015	1	pc.

**Note:**

The adapter is compatible with REMS, ROTHENBERGER, KAN-therm: AC 3000, DC 4000 press tools.



### Cutter for pipes

GROUP: K

Range [mm]	*	Code		UM
16-40		1933267029	1	pc.



### Cutter for pipes

GROUP: K

Range [mm]	*	Code		UM
14-25		1967267000	1	pc.





### Cutter blade for pipes

GROUP: K

	*	Code		UM
		1967267019	1	pc.

**Note:**  
Cutter service element 1967267000.



### Pipe calibrator

GROUP: K

Size [mm]	*	Code		UM
14-16-20		1967267021	1	pc.



### External spring for bending pipes

GROUP: K

Size [mm]	*	Code			UM
14	*	1936267079	1	60	pc.
16		1936267081	1	60	pc.
20		1936267086	1	40	pc.
25-26		1936267088	1	25	pc.

**Note:**  
The external spring works with PERTAL<sup>2</sup> and PERTAL pipes.



Install the **future**



SYSTEM **KAN-therm**

# ultra**PRESS**

Innovativeness and uniqueness  
- One system, six functions



# Table of contents

## SYSTEM **KAN-therm** ultraPRESS

Pipes .....	29
Connectors .....	30
Accessories .....	45
Tools .....	47

# System **KAN-therm** ultraPRESS

is compatible with and fully replaces the existing system **KAN-therm Press**, both in terms of fittings and pipes.

**System **KAN-therm** ultraPRESS components have the same catalogue codes and prices as its predecessor.**

**“The difference you can see at first glance is the new colour of fittings made of light-coloured PPSU,”**  
– says Mariusz Choroszuca – Director of the KAN Group Technical Support Department.

The range of brass fittings is supplemented by diameter 32×3 mm.  
New pipe markings serves for proper identification.

To make the installation process as easy as it could be, we have also made personalised KAN tools available to our clients, consisting of three sets of tools with U and TH jaws, equipped with an automatic jaw retraction function.



The manufacturing process of the System **KAN-therm** ultraPRESS ensures that the generation of non-recyclable waste is reduced by 50%.

# SYSTEM KAN-therm ultraPRESS

## Pipes

### PERTAL pipe - coil

GROUP: B

Size [mm]	*	Code			UM
16×2,0		1029196031	600	2400	m
16×2,0		1029196123	200	3000	m
20×2,0		1029196092	100	1500	m
25×2,5		1029196081	50	750	m
26×3,0		1029196106	50	750	m
32×3,0		1029196115	50	600	m
40×3,5		1029196119	25	300	m

**Note:**

Application class (acc. to ISO 10508) 1-5; 10 bar.



### PERTAL pipe - bar

GROUP: B

Size [mm]	*	Code			UM
16×2,0		1029196210	5	50	m
20×2,0		1029196211	5	35	m
25×2,5		1029196212	5	40	m
32×3,0		1029196071	5	40	m
40×3,5		1029196078	5	25	m
50×4,0		1029196274	5	15	m
63×4,5		1029196275	5	5	m



**Note:**

Application class (acc. to ISO 10508) 1-5; 10 bar.



### PERTAL pipe in red insulation 6 mm - coil

GROUP: B

Size [mm]	*	Code			UM
16×2,0		1029195010	50	750	m
<b>N</b> 16×2,0		1029196208	100	900	m
20×2,0		1029195000	50	750	m
25×2,5		1029195002	25	375	m
32×3,0		1029196114	50	300	m


**Note:**

Application class (acc. to ISO 10508) 1-5; 10 bar.




### PERTAL pipe in blue insulation 6 mm - coil

GROUP: B

Size [mm]	*	Code			UM
16×2,0		1029195011	50	750	m
<b>N</b> 16×2,0		1029196209	100	900	m
20×2,0		1029195001	50	750	m
25×2,5		1029195003	25	375	m
32×3,0		1029196067	50	300	m

**Note:**

Application class (acc. to ISO 10508) 1-5; 10 bar.



 coil  bar  pipes in tube  bag  carton box  pallet **N** new  available soon

\* custom-made - lead time max 4 weeks | \*\* availability as agreed | \*\*\* while stock lasts

## Connectors



### Brass female connector

GROUP: F

Size [mm]	*	Code			UM
16 Rp1/2"		1009044002	10	120	pc.
20 Rp1/2"		1009042120	10	120	pc.
20 Rp3/4"		1009044003	10	80	pc.
25 Rp3/4"		1009044024	5	50	pc.
25 Rp1"		1009044005	5	40	pc.
26 Rp3/4"		1009044029	5	50	pc.
26 Rp1"		1009044006	5	40	pc.
32 Rp1"		1009044040	5	40	pc.
32 Rp1 1/4"		1009044008	5	40	pc.
40 Rp1"		1009044051	2	20	pc.
40 Rp1 1/4"		1009044050	2	20	pc.
40 Rp1 1/2"		1009044009	2	20	pc.



### Brass male connector

GROUP: F

Size [mm]	*	Code			UM
16 R1/2"		1009045005	10	150	pc.
20 R1/2"		1009045009	10	120	pc.
20 R3/4"		1009042128	10	120	pc.
25 R1/2"		1009042132	5	50	pc.
25 R3/4"		1009045014	5	50	pc.
25 R1"		1009045013	5	50	pc.
26 R1/2"		1009042134	5	50	pc.
26 R3/4"		1009045043	5	50	pc.
26 R1"		1009045015	5	50	pc.
32 R1"		1009045017	5	40	pc.
32 R1 1/4"		1009045016	5	40	pc.
40 R1"		1009045061	2	20	pc.
40 R1 1/4"		1009045019	2	20	pc.
40 R1 1/2"		1009045018	2	20	pc.
50 R1 1/2"		1009045020	2	20	pc.
63 R2"		1009045003	1	10	pc.



### PPSU female connector

GROUP: F


Size [mm]	*	Code			UM
16 Rp1/2"	***	1009044030	10	120	pc.

coil 
 bar 
 pipes in tube 
 bag 
 carton box 
 pallet 
 new 
 available soon

\* custom-made - lead time max 4 weeks | \*\* availability as agreed | \*\*\* while stock lasts

## Brass connector Compression

GROUP: F

Size [mm]	*	Code			UM
16 / 15		1009042077	10	150	pc.
22 / 20		1009042079	10	80	pc.
25 / 22		1009042082	5	50	pc.



**Note:**

The coupling can work with metal press systems such as KAN-therm Steel, KAN-therm Inox or KAN-therm Copper.



## Brass elbow Compression

GROUP: F

Size [mm]	*	Code			UM
16 / 15	*	1009068018	10	120	pc.



**Note:**

The coupling can work with metal press systems such as KAN-therm Steel, KAN-therm Inox or KAN-therm Copper.



## Brass coupling ultraPRESS/Push



GROUP: F

Size [mm]	*	Code			UM
16 / 14x2,0		1009042146	10	150	pc.
16 / 18x2,0		1009042149	10	150	pc.
16 / 18x2,5		1009042145	10	150	pc.



## Brass coupling



GROUP: F

Size [mm]	*	Code			UM
16		1009042042	10	150	pc.
20		1009042049	10	120	pc.
25		1009042055	5	70	pc.
32		1009042003	5	40	pc.
40		1009042004	2	20	pc.
50		1009042005	2	20	pc.
63		1009042022	1	5	pc.



## PPSU coupling

GROUP: F

Size [mm]	*	Code			UM
16		1009042013	10	160	pc.
20		1009042015	10	150	pc.
25		1009042017	5	60	pc.
26		1009042039	5	60	pc.





### Brass reducing coupling

GROUP: F

Size [mm]	*	Code			UM
20 / 16		1009042105	10	120	pc.
25 / 16		1009042111	5	70	pc.
25 / 20		1009042117	5	70	pc.
32 / 16		1009046075	5	40	pc.
32 / 20		1009046072	5	40	pc.
32 / 25		1009046018	5	40	pc.
32 / 26		1009046046	5	40	pc.
40 / 20		1009046047	2	30	pc.
40 / 25		1009046052	2	30	pc.
40 / 26		1009046054	2	30	pc.
40 / 32		1009046048	2	20	pc.
50 / 32		1009046002	2	20	pc.
50 / 40		1009046004	2	20	pc.
63 / 40		1009046007	1	10	pc.
63 / 50		1009046008	1	10	pc.



### PPSU reducing coupling

GROUP: F

Size [mm]	*	Code			UM
20 / 16		1009046026	10	120	pc.
25 / 16		1009046029	5	70	pc.
25 / 20		1009046032	5	70	pc.
26 / 16		1009046040	5	70	pc.
26 / 20		1009046045	5	70	pc.



### Brass female tee

GROUP: F

Size [mm]	*	Code			UM
16 Rp $\frac{1}{2}$ "		1009258000	5	60	pc.
20 Rp $\frac{1}{2}$ "		1009258001	5	50	pc.
20 Rp $\frac{3}{4}$ "		1009258011	5	50	pc.
25 Rp $\frac{1}{2}$ "		1009258029	2	30	pc.
25 Rp $\frac{3}{4}$ "		1009258002	2	30	pc.
26 Rp $\frac{1}{2}$ "		1009258034	2	30	pc.
26 Rp $\frac{3}{4}$ "		1009258036	2	30	pc.
32 Rp $\frac{1}{2}$ "		1009257279	2	20	pc.
32 Rp $\frac{3}{4}$ "		1009257262	2	20	pc.



coil 
 bar 
 pipes in tube 
 bag 
 carton box 
 pallet 
 new 
 available soon

\* custom-made - lead time max 4 weeks | \*\* availability as agreed | \*\*\* while stock lasts



### Brass male tee



GROUP: F

Size [mm]	*	Code			UM
16 R1/2"		1009259000	5	60	pc.
20 R1/2"		1009259027	5	30	pc.
20 R3/4"		1009259001	5	50	pc.
25 R3/4"		1009259037	2	30	pc.
25 R1"		1009259002	2	30	pc.
26 R3/4"		1009259043	2	30	pc.
26 R1"		1009259040	2	30	pc.
32 R1"		1009259046	2	20	pc.
40 R1"		1009259003	1	10	pc.
50 G1"	**	1009259006	1	12	pc.
63 G1"	**	1009259010	1	5	pc.



### Brass tee



GROUP: F

Size [mm]	*	Code			UM
16		1009257129	10	80	pc.
20		1009257144	5	50	pc.
25		1009257152	2	30	pc.
<b>N</b> 32		1009257305	2	20	pc.



### PPSU tee

GROUP: F

Size [mm]	*	Code			UM
16		1009257007	10	80	pc.
20		1009257009	5	50	pc.
25		1009257010	2	30	pc.
26		1009257016	2	30	pc.
32		1009257020	2	20	pc.
40		1009257023	1	10	pc.
50		1009257027	1	6	pc.
63		1009257029	1	3	pc.



 coil 
  bar 
  pipes in tube 
  bag 
  carton box 
  pallet 
 **N** new 
  available soon

\* custom-made - lead time max 4 weeks | \*\* availability as agreed | \*\*\* while stock lasts



## Brass reducing tee

GROUP: F



Size [mm]	*	Code			UM
20 / 16 / 16		1009257205	5	60	pc.
20 / 16 / 20		1009260167	5	50	pc.
20 / 20 / 16		1009257217	5	50	pc.
20 / 25 / 20		1009260164	2	30	pc.
25 / 16 / 20		1009260160	5	50	pc.
25 / 16 / 25		1009260161	2	30	pc.
25 / 20 / 16		1009260166	5	50	pc.
25 / 20 / 20		1009260162	2	30	pc.
25 / 20 / 25		1009260163	2	30	pc.
25 / 25 / 20		1009260165	2	30	pc.
<b>N</b> 32 / 20 / 32		1009260294	2	20	pc.
<b>N</b> 32 / 25 / 25		1009260296	2	20	pc.
<b>N</b> 32 / 25 / 32		1009260295	2	20	pc.
50 / 20 / 50		1009260168	1	10	pc.
50 / 25 / 40		1009260172	1	10	pc.
50 / 25 / 50		1009260169	1	10	pc.
50 / 26 / 40		1009260182	1	10	pc.
50 / 26 / 50		1009260069	1	10	pc.
50 / 32 / 40		1009260170	1	10	pc.
50 / 32 / 50		1009260171	1	10	pc.
50 / 40 / 40		1009260174	1	10	pc.
50 / 40 / 50		1009260173	1	8	pc.
63 / 20 / 63		1009260175	-	5	pc.
63 / 25 / 63		1009260176	-	5	pc.
63 / 26 / 63		1009260183	-	5	pc.
63 / 32 / 50		1009260177	-	5	pc.
63 / 32 / 63		1009260178	-	5	pc.
63 / 40 / 50		1009260179	1	5	pc.
63 / 40 / 63		1009260097	-	5	pc.
63 / 50 / 50		1009260181	1	5	pc.
63 / 50 / 63		1009260180	1	5	pc.

 coil 
  bar 
  pipes in tube 
  bag 
  carton box 
  pallet 
 **N** new 
  available soon

\* custom-made - lead time max 4 weeks | \*\* availability as agreed | \*\*\* while stock lasts

## PPSU reducing tee


GROUP: F

Size [mm]	*	Code			UM
16 / 20 / 16		1009260189	5	60	pc.
20 / 16 / 16		1009260184	5	60	pc.
20 / 16 / 20		1009260185	5	50	pc.
20 / 20 / 16		1009260188	5	50	pc.
20 / 25 / 20		1009260190	2	30	pc.
20 / 26 / 20		1009260007	2	30	pc.
25 / 16 / 20		1009260186	5	50	pc.
25 / 16 / 25		1009260187	2	30	pc.
25 / 20 / 16		1009257106	5	50	pc.
25 / 20 / 20		1009260010	2	30	pc.
25 / 20 / 25		1009260000	2	30	pc.
25 / 25 / 20		1009260009	2	30	pc.
25 / 32 / 25		1009257063	2	20	pc.
26 / 16 / 20		1009257014	5	50	pc.
26 / 16 / 26		1009257015	2	30	pc.
26 / 20 / 16		1009257113	5	50	pc.
26 / 20 / 20		1009260019	2	30	pc.
26 / 20 / 26		1009260022	2	30	pc.
26 / 26 / 20		1009260026	2	30	pc.
26 / 32 / 26		1009257066	2	20	pc.
32 / 16 / 32		1009260191	2	20	pc.
32 / 20 / 25		1009260027	2	20	pc.
32 / 20 / 26		1009257021	2	20	pc.
32 / 20 / 32		1009260192	2	20	pc.
32 / 25 / 25		1009260032	2	20	pc.
32 / 25 / 32		1009260035	2	20	pc.
32 / 26 / 26		1009260038	2	20	pc.
32 / 26 / 32		1009260129	2	20	pc.
32 / 32 / 20		1009260102	2	20	pc.
32 / 32 / 25		1009257073	2	20	pc.
32 / 32 / 26		1009257076	2	20	pc.
40 / 20 / 32		1009260041	1	12	pc.
40 / 20 / 40		1009260042	2	12	pc.
40 / 25 / 32		1009260043	2	12	pc.
40 / 25 / 40		1009260044	2	12	pc.
40 / 26 / 32		1009260001	2	12	pc.
40 / 26 / 40		1009260045	2	12	pc.
40 / 32 / 32		1009260048	2	12	pc.
40 / 32 / 40		1009260193	1	10	pc.
40 / 40 / 32		1009260049	1	10	pc.



## Nickel-plated brass crossover tee


GROUP: F

Size [mm]	*	Code			UM
16		1009257043	1	4	pc.
20		1009257045	1	4	pc.

**Note:**

Press brass crossover tee - nickel-plated version.  
Styrofoam box dimensions: height = 150 mm, length = 190 mm, width = 40 mm.





### Nickel-plated brass crossover reducing tee

GROUP: F

Size [mm]	*	Code			UM
16 / 16 / 20		1009257048	1	4	pc.
20 / 16 / 16		1009257044	1	4	pc.
20 / 16 / 20		1009257051	1	4	pc.

**Note:**

Press brass crossover tee - nickel-plated version.  
Styrofoam box dimensions: height = 150 mm, length = 190 mm, width = 40 mm.



### Brass elbow 90°

GROUP: F

Size [mm]	*	Code			UM
16		1009068054	10	120	pc.
20		1009068060	10	80	pc.
25		1009068066	5	40	pc.
N 32		1009068112	2	30	pc.



### PPSU elbow 90°

GROUP: F

Size [mm]	*	Code			UM
16		1009068007	10	120	pc.
20		1009068010	10	80	pc.
25		1009068030	5	40	pc.
26		1009068034	5	40	pc.
32		1009068020	2	30	pc.
40		1009068011	2	20	pc.
50		1009068048	2	10	pc.
63		1009068050	1	4	pc.





### Brass female elbow 90°

GROUP: F

Size [mm]	*	Code			UM
16 Rp½"		1009069005	10	120	pc.
20 Rp½"		1009069008	10	100	pc.
20 Rp¾"		1009069011	5	60	pc.
25 Rp¾"		1009068029	5	30	pc.
25 Rp1"		1009069016	5	30	pc.
26 Rp¾"		1009069018	5	30	pc.
26 Rp1"		1009069020	5	30	pc.
32 Rp1"		1009069022	2	30	pc.
40 Rp1¼"		1009069012	2	20	pc.

### Brass male elbow 90°



GROUP: F

Size [mm]	*	Code			UM
16 R1/2"		1009068000	10	120	pc.
20 R1/2"		1009070010	10	100	pc.
20 R3/4"		1009070013	10	100	pc.
25 R3/4"		1009070005	5	40	pc.
25 R1"		1009070022	5	40	pc.
26 R3/4"		1009070026	5	40	pc.
26 R1"		1009070016	5	40	pc.
32 R1"		1009070018	2	30	pc.
40 R1 1/4"		1009070029	2	20	pc.



### PPSU elbow 45°



GROUP: F

Size [mm]	*	Code			UM
32		1009068003	2	30	pc.
40		1009068028	2	20	pc.
50		1009068040	1	10	pc.
63		1009068041	1	4	pc.



### Brass female directly fixed U type wallplate tee - L = 41 mm


GROUP: F

Size [mm]	*	Code			UM
16 Rp1/2"		1009285101	5	25	pc.
20 Rp1/2"		1009285102	5	25	pc.

**Note:**


Size B = 20,5 mm. Size C = 50 mm.

The plastic stop end is intended only for the leak test of the installation.



### Acoustic guard for U type wallplate tee

GROUP: F

Size [mm]	*	Code			UM
16-20		1009183004	5	25	pc.








**Brass female/male directly fixed wallplate elbow for drywall**  
- L = 78 mm

**GROUP: F**


Size [mm]	*	Code			UM
16 Rp½"		1009285029	2	20	pc.
Size B = 57 mm.					



**Brass female/male directly fixed wallplate elbow for drywall**  
- L = 78 mm

**GROUP: F**

Size [mm]	*	Code			UM
16 G½" / G¾"		1009285055	2	20	pc.
Size B = 57 mm.					




**Brass female wallplate elbow - L = 52,5 mm**

**GROUP: F**

Size [mm]	*	Code			UM
16 Rp½"		1009285009	5	40	pc.
20 Rp½"		1009285001	5	40	pc.

**Note:**  
Size B = 31,5 mm.  
The wallplate elbow is sold in a set with a mounting bolt and plastic stop end.  
The stop end is intended only for the leak test of the installation.  
It can be used in drywall with metal plates.




**Brass angular female wallplate tee - L = 41 mm**

**GROUP: F**

Size [mm]	*	Code			UM
16 Rp½"		1009285017	5	40	pc.
20 Rp½"		1009285040	5	40	pc.

**Note:**  
Size B = 20 mm.  
The wallplate elbow is sold in a set with a mounting bolt and plastic stop end.  
The stop end is intended only for the leak test of the installation.  
It can be used in drywall with metal plates.



**Brass female directly fixed angular wallplate tee - L = 41 mm**

**GROUP: F**

Size [mm]	*	Code			UM
16 Rp½"		1009285077	5	50	pc.
20 Rp½"		1009285082	5	40	pc.

**Note:**  
Size B = 20 mm.  
The angular wallplate tee is sold in a set with a mounting bolt and plastic stop end.  
The plastic stop end is intended only for the leak test of the installation.


### Brass female directly fixed wallplate elbow - L = 41 mm

GROUP: F

Size [mm]	*	Code			UM
16 Rp $\frac{1}{2}$ "		1009285059	5	50	pc.
20 Rp $\frac{1}{2}$ "		1009285062	5	50	pc.



**Note:**

Size B = 20 mm.  
The wallplate elbow is sold in a set with a plastic stop end.  
The plastic stop end is intended only for the leak test of the installation.




### Brass female directly fixed wallplate elbow - L = 54 mm

GROUP: F

Size [mm]	*	Code			UM
20 Rp $\frac{3}{4}$ "		1009285032	5	50	pc.
25 Rp $\frac{3}{4}$ "		1009285050	2	30	pc.
26 Rp $\frac{3}{4}$ "		1009285053	2	30	pc.


**Note:**

Size B = 30 mm.  
Wallplate elbow is sold without the plastic stop end.






### Acoustic guard for wallplate elbows

GROUP: F

Size [mm]	*	Code			UM
16-20		1009183002	5	25	pc.


**Note:**

Use only with wallplate elbows and tees with a bracket:  
 1009285059,  
 1009285062,  
 1009285032.




### Brass female straight wallplate tee - L = 41 mm

GROUP: F

Size [mm]	*	Code			UM
20 Rp $\frac{1}{2}$ "		1009285056	5	50	pc.



**Note:**

Size B = 20 mm.  
The straight wallplate tee is sold in a set with a mounting bolt and plastic stop end.  
The plastic stop end is intended only for the leak test of the installation.  
It can be used in drywall with metal plates.




### Brass female directly fixed straight wallplate tee - L = 41 mm


GROUP: F

Size [mm]	*	Code			UM
20 Rp $\frac{1}{2}$ "		1009285057	5	40	pc.

**Note:**

Size B = 20 mm.  
The straight wallplate tee is sold in a set with a mounting bolt and plastic stop end.  
The plastic stop end is intended only for the leak test of the installation.






### Brass female drywall tee - L = 53 mm

GROUP: F

Size [mm]	*	Code			UM
16 Rp1/2"		1009258012	2	20	pc.
20 Rp1/2"		1009258018	2	20	pc.

**Note:**  
1009258012: Size B = 62 mm, size C = 24 mm.  
1009258018: Size B = 62 mm, size C = 24 mm.




### Brass female drywall reducing tee - L = 53 mm

GROUP: F

Size [mm]	*	Code			UM
20 / 16 Rp1/2"		1009258017	2	20	pc.

**Note:**  
Size B = 62 mm.  
Size C = 24 mm.



### Brass female wallplate elbow set on mounting plate - L = 44 mm

GROUP: F

Size [mm]	*	Code			UM
16 Rp1/2"		1009285000	1	10	pc.

**Note:**  
Plate length = 210 mm. Size C = 153 mm.  
Wallplate elbows are sold in a set with a mounting bolt, plastic stop end and metal plate with crossover.  
The plastic stop end is intended only for the leak test of the installation.  
Option to use in drywall.



### Brass nipple coupling

GROUP: F

Size [mm]	*	Code			UM
16 / 12	*	1009042063	20	160	pc.
16 / 15		1009042061	20	160	pc.
20 / 22		1009042064	10	120	pc.
25 / 22		1009042065	5	60	pc.
25 / 28		1009042139	5	60	pc.
26 / 22		1009042141	5	60	pc.
26 / 28		1009042143	5	60	pc.
<b>N</b> 32 / 28		1009042202	5	40	pc.

**Note:**  
The coupling can work with metal press systems such as KAN-therm Steel, KAN-therm Inox or KAN-therm Copper.

### Brass tee with Cu Ø15 pipe - L = 300 mm

GROUP: F

Size [mm]	*	Code		UM
16		1009257115	40	pc.
20		1009261004	30	pc.

**Note:**

When connecting radiators via a straight tee, use a set of two tees.  
Variants of connecting fittings with nickel-plated pipes with all kinds of appliances are described in the "Designer and Contractor Guidebook".



### Brass reducing tee with Cu Ø15 pipe - L = 300 mm, left

GROUP: F

Size (d2/d1) [mm]	*	Code		UM
20 / 16		1009261001	30	pc.


**Note:**

When connecting radiators with reducing tees, use the set consisting of the left and right tees.  
Variants of connecting fittings with nickel-plated pipes with all kinds of appliances are described in the "Designer and Contractor Guidebook".



### Brass reducing tee with Cu Ø15 pipe - L = 300 mm, right

GROUP: F

Size (d1/d2) [mm]	*	Code		UM
20 / 16		1009261002	30	pc.


**Note:**

When connecting radiators with reducing tees, use the set consisting of the left and right tees.  
Variants of connecting fittings with nickel-plated pipes with all kinds of appliances are described in the "Designer and Contractor Guidebook".



### Brass tee with Cu Ø15 pipe - L = 750 mm

GROUP: F

Size [mm]	*	Code		UM
16		1009261005	25	pc.
20		1009261009	20	pc.


**Note:**

When connecting radiators via a straight tee, use a set of two tees.  
Variants of connecting fittings with nickel-plated pipes with all kinds of appliances are described in the "Designer and Contractor Guidebook".



### Brass reducing tee with Cu Ø15 pipe - L = 750 mm, left

GROUP: F

Size (d2/d1) [mm]	*	Code		UM
20 / 16		1009261000	20	pc.

**Note:**

When connecting radiators with reducing tees, use the set consisting of the left and right tees.  
Variants of connecting fittings with nickel-plated pipes with all kinds of appliances are described in the "Designer and Contractor Guidebook".





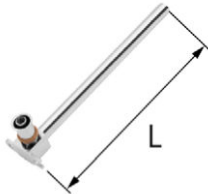
### Brass reducing tee with Cu Ø15 pipe - L = 750 mm, right

GROUP: F

Size (d1/d2) [mm]	*	Code		UM
20 / 16		1009261007	20	pc.

**Note:**

When connecting radiators with reducing tees, use the set consisting of the left and right tees. Variants of connecting fittings with nickel-plated pipes with all kinds of appliances are described in the "Designer and Contractor Guidebook".



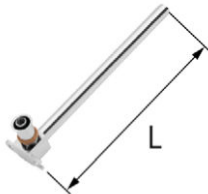
### Brass elbow with Cu Ø15 pipe - L = 210 mm

GROUP: F

Size [mm]	*	Code		UM
16		1009068001	40	pc.


**Note:**

Variants of connecting fittings with nickel-plated pipes with all kinds of appliances are described in the "Designer and Contractor Guidebook".



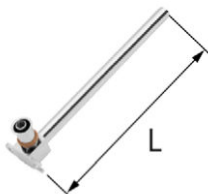
### Brass elbow with Cu Ø15 pipe - L = 300 mm

GROUP: F

Size [mm]	*	Code		UM
16		1009071006	40	pc.


**Note:**

Variants of connecting fittings with nickel-plated pipes with all kinds of appliances are described in the "Designer and Contractor Guidebook".



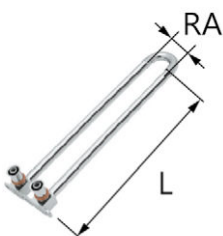
### Brass elbow with Cu Ø15 pipe - L = 750 mm

GROUP: F

Size [mm]	*	Code		UM
16		1009071009	25	pc.


**Note:**

Variants of connecting fittings with nickel-plated pipes with all kinds of appliances are described in the "Designer and Contractor Guidebook".



### Brass double elbow with Cu Ø15 pipe - L = 250 mm

GROUP: F

Size [mm]	*	Code		UM
16		1009068002	15	pc.

**Note:**

RA = 50 mm. Variants of connecting fittings with nickel-plated pipes with all kinds of appliances are described in the "Designer and Contractor Guidebook".


 coil  bar  pipes in tube  bag  carton box  pallet **N** new  available soon

\* custom-made - lead time max 4 weeks | \*\* availability as agreed | \*\*\* while stock lasts



### Brass double elbow with Cu Ø15 pipe - L = 300 mm


GROUP: F

Size [mm]	*	Code			UM
16		1009071014	10	10	pc.

**Note:**



RA = 50 mm.

Variants of connecting fittings with nickel-plated pipes with all kinds of appliances are described in the "Designer and Contractor Guidebook".




### Brass female half union with flat sealing

GROUP: F

Size [mm]	*	Code			UM
16 G1/2"		1009105000	10	120	pc.
16 G3/4"		1009105002	10	120	pc.
20 G3/4"		1009105006	10	80	pc.
20 G1"		1009105004	5	60	pc.
25 G3/4"		1009105011	5	60	pc.
25 G1"		1009105009	5	60	pc.
25 G1 1/4"		1009105008	5	50	pc.
26 G3/4"		1009105016	5	60	pc.
26 G1"		1009105014	5	60	pc.
26 G1 1/4"		1009105013	5	50	pc.
32 G1"		1009105021	5	50	pc.
32 G1 1/4"		1009105019	5	40	pc.
32 G1 1/2"		1009105018	5	40	pc.
40 G1 1/2"		1009271000	2	30	pc.
40 G2"		1009271002	2	30	pc.

**Note:**

Do not use for connections with manifold nipples.



### Brass female Eurocone adapter



GROUP: F

Size [mm]	*	Code			UM
16 G3/4"		1009271013	10	120	pc.
32 G1"		1009271009	5	50	pc.



### Brass stop end

GROUP: F

Size [mm]	*	Code			UM
16		1009250001	10	200	pc.
20		1009250002	10	140	pc.
25		1009250003	5	100	pc.
26		1009250004	5	100	pc.
32		1009250005	5	50	pc.



 coil  bar  pipes in tube  bag  carton box  pallet **N** new **!** available soon

\* custom-made - lead time max 4 weeks | \*\* availability as agreed | \*\*\* while stock lasts



### PPSU female universal eurocone adapter

GROUP: A

Size [mm]	*	Code			UM
16 G¾"		1010271005	10	150	pc.

**Note:**  
The adapter works with PERTAL pipes.



### Brass female universal eurocone adapter

GROUP: A

Size [mm]	*	Code			UM
16 G½"		1010271001	10	160	pc.
16 G¾"		1010271002	10	150	pc.
20 G¾"		1010271008	10	120	pc.

**Note:**  
Adapters are compatible with fittings for adapter connections, manifolds through manifold nipples.  
The adapter works with KAN-therm pipes: PEXC, PERT, PERTAL, bluePERT, bluePERTAL.



### Brass female inlet connection for PERTAL pipes

GROUP: A

Size [mm]	*	Code			UM
16 G½"		1010040003	10	160	pc.
16 G¾"		1010040006	10	120	pc.
20 G¾"		1010040011	10	120	pc.
20 G1"	***	1010040008	5	80	pc.
25 G1"		1010040013	10	80	pc.
26 G1"	***	1010040015	5	80	pc.

**Note:**  
The above elements are available as nickel-plated on special request (delivery time - 2 weeks).



### Threaded male brass connector for PERTAL pipes

GROUP: A



Size [mm]	*	Code			UM
16×2 G½"		1010045000	10	150	pc.
16×2 G¾"		1010045001	10	150	pc.

**Note:**  
This fitting is adapted for direct screwing into the manifold beam - sealing of the connection in the manifold is done by means of an O-Ring seal.

## Accessories

### Single plastic mounting plate

GROUP: A

	*	Code			UM
		1700210011	10	160	pc.

**Note:**

Total length 59 mm, width 43 mm, depth 8 mm.  
It makes it possible to install wallplate elbows and tees with a bolt or nut on a wall or in wall grooves.  
Do not use in drywall.



### Double plastic mounting plate

GROUP: A




Spacing (L) [mm]	*	Code			UM
50		1700210008	10	120	pc.
80		1700210010	10	100	pc.
150		1700210006	10	70	pc.

Plate 50 mm - total length 84 mm, width 43 mm, depth 8 mm.  
Plate 80 mm - total length 114 mm, width 43 mm, depth 8 mm.  
Plate 150 mm - total length 184 mm, width 43 mm, depth 8 mm.

**Note:**

It makes it possible to install wallplate elbows and tees with a bolt or nut on a wall or in wall grooves.  
Do not use in drywall.



### Double metal mounting plate

GROUP: A


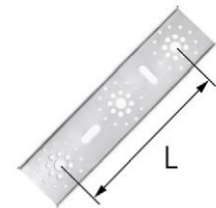
Spacing (L) [mm]	*	Code			UM
80, 150		1700210014	1	42	pc.

Plate total length 210 mm, width 55 mm, depth 9 mm.

**Note:**

It allows wall elbows and wall tees with a nut or mounting bolt to be installed on the wall, in wall grooves and drywall.  
Screws for mounting tap connections included (6 pcs.).



### Double metal bent mounting plate


GROUP: A

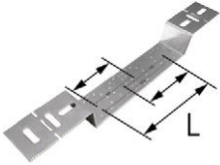
Spacing (L) [mm]	*	Code			UM
50, 80, 150		1700210002	10	20	pc.
50		1700210013	10	80	pc.

Plate 50, 80, 150 mm - total length 290 mm, width 40 mm, depth 28 mm.  
Plate 50 mm - total length 190 mm, width 40 mm, depth 28 mm.

**Note:**

It makes it possible to install wallplate elbows and tees with a bolt or nut on a wall, in wall grooves and drywall.





### Metal bent mounting plate for dry screed wallplate elbows

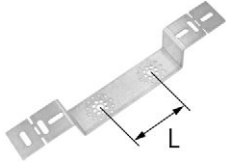
GROUP: A

Spacing (L) [mm]	*	Code			UM
80, 100, 150		1700210025	1	30	pc.

Plate total length 436 mm, width 60 mm, bend 42 mm.

**Note:**

It allows wall elbows and wall tees to be installed with a bracket on the wall, in wall grooves and drywall. The plate is sold with a set of screws (6 pcs.) for fixing elbows and wall tees.



### Bent mounting plate

GROUP: A



Spacing (L) [mm]	*	Code			UM
<b>N</b> 100		1700210027	1	30	pc.


Plate total length 383 mm, width 60 mm, bend 42 mm.

The plate is sold with a set of screws (6 pcs.) for fixing elbows and wall tees.

## Tools

### Pipe cutter for PERTAL pipes


GROUP: K

Range [mm]	*	Code		UM
14-32		1936267054	1	pc.



### Pipe cutter blade for PERTAL pipe


GROUP: K

Range [mm]	*	Code		UM
14-32		1936267059	1	pc.



### Roller cutter for PERTAL pipes


GROUP: K

Range [mm]	*	Code		UM
16-63		1936267056	1	pc.



### Cutting wheel for PERTAL pipes

GROUP: K

Range [mm]	*	Code		UM
16-63		1941267039	1	pc.



 coil 
  bar 
  pipes in tube 
  bag 
  carton box 
  pallet 
  new 
  available soon

\* custom-made - lead time max 4 weeks | \*\* availability as agreed | \*\*\* while stock lasts



### Calibrator for PERTAL pipes

GROUP: K

Size [mm]	*	Code		UM
16		1936267026	1	pc.
20		1936267028	1	pc.
25 / 26		1936267030	1	pc.



### Universal calibrator for PERTAL pipes

GROUP: K

Size [mm]	*	Code		UM
16 / 20 / 25 / 26		1936267044	1	pc.
25 / 26 / 32 / 40		1936267039	1	pc.
50 / 63	*	1936267046	1	pc.



### Tool set - KAN-therm Mini battery press tool + "U" profile jaws

GROUP: K

Range [mm]	*	Code		UM
<b>N</b> 16-32		1936055010	1	pc.

Each set includes:

- 1936055008 - KAN-therm Mini battery press tool - 1 pc.,
- 1936267273 - jaws U16 - 1 pc.,
- 1936267274 - jaws U20 - 1 pc.,
- 1936267275 - jaws U25 - 1 pc.,
- 1936267277 - jaws U32 - 1 pc.,
- 1967267051 - battery RAML1 10,8 V Li-Ion 1,5 Ah - 2 pc.,
- 1967267024 - charger LGML1 ~230 V 35 W - 1 pc.,
- case - 1 pc.



### Tool set - KAN-therm Mini battery press tool + "TH" profile jaws

GROUP: K

Range [mm]	*	Code		UM
<b>N</b> 16-32		1936055012	1	pc.

Each set includes:

- 1936055008 - KAN-therm Mini battery press tool - 1 pc.,
- 1936055015 - jaws TH16 - 1 pc.,
- 1936055016 - jaws TH20 - 1 pc.,
- 1936055014 - jaws TH26 - 1 pc.,
- 1936055017 - jaws TH32 - 1 pc.,
- 1967267051 - battery RAML1 10,8 V Li-Ion 1,5 Ah - 2 pc.,
- 1967267024 - charger LGML1 ~230 V 35 W - 1 pc.,
- case - 1 pc.



### KAN-therm Mini SBM "TH" profile press jaws

GROUP: K

Size [mm]	*	Code		UM
<b>N</b> 16		1936055015	1	pc.
<b>N</b> 20		1936055016	1	pc.
<b>N</b> 26		1936055014	1	pc.
<b>N</b> 32		1936055017	1	pc.


coil bar pipes in tube bag carton box pallet **N** new available soon

\* custom-made - lead time max 4 weeks | \*\* availability as agreed | \*\*\* while stock lasts



### KAN-therm Mini SBM "U" profile press jaws

GROUP: K

Size [mm]	*	Code		UM
16		1936267273	1	pc.
20		1936267274	1	pc.
25		1936267275	1	pc.
N 26		1936267276	1	pc.
32		1936267277	1	pc.



### KAN-therm AC 3000 electric press tool

GROUP: K


Range [mm]	*	Code		UM
N 16-40		1936267239	1	pc.

**Note:**  
The press tool is sold in a case.



### KAN-therm DC 4000 battery press tool

GROUP: K

Range [mm]	*	Code		UM
N 16-40		1936267238	1	pc.

**Note:**  
The press tool is sold with a battery, charger and case.



### Charger for KAN-therm DC 4000 battery press tool

GROUP: K

Version	*	Code		UM
N 10,8-36 V		1936267267	1	pc.



### Battery for KAN-therm DC 4000 press tool

GROUP: K

Version	*	Code		UM
N 18 V / 4 Ah		1936267266	1	pc.



 coil  bar  pipes in tube  bag  carton box  pallet **N** new  available soon

\* custom-made - lead time max 4 weeks | \*\* availability as agreed | \*\*\* while stock lasts



### KAN-therm "U" profile press jaws

GROUP: K

Size [mm]	*	Code		UM
<b>N</b> 16		1936267257	1	pc.
<b>N</b> 20		1936267258	1	pc.
<b>N</b> 25		1936267259	1	pc.
<b>N</b> 32		1936267260	1	pc.
<b>N</b> 40		1936267261	1	pc.

**Note:**  
The jaws work with KAN-therm: AC 3000, DC 4000 drives.



### KAN-therm "TH" profile press jaws

GROUP: K

Size [mm]	*	Code		UM
<b>N</b> 16		1936267241	1	pc.
<b>N</b> 20		1936267242	1	pc.
<b>N</b> 25		1936267271	1	pc.
<b>N</b> 26		1936267243	1	pc.
<b>N</b> 32		1936267244	1	pc.
<b>N</b> 40		1936267272	1	pc.

**Note:**  
The jaws work with KAN-therm: AC 3000, DC 4000 drives.



### KAN-therm "C" profile press jaws

GROUP: K

Size [mm]	*	Code		UM
<b>N</b> 26		1936267245	1	pc.

**Note:**  
The jaws work with KAN-therm: AC 3000, DC 4000 drives.



### REMS Eco-Press press tool


GROUP: K

Range [mm]	*	Code		UM
14-26		1936267174	1	pc.

**Note:**  
Manual press tool is intended for making pipe connections of Ø14, Ø16, Ø20, Ø25, Ø26 mm in diameter.

## REMS "U" profile press jaws

GROUP: K

Size [mm]	*	Code		UM
14	*	1936267220	1	pc.
16		1936267122	1	pc.
20		1936267125	1	pc.
25		1936267127	1	pc.
26		1936267130	1	pc.
32		1936267137	1	pc.
40		1936267139	1	pc.


**Note:**

The jaws work with Power-Press SE, Akku-Press, Power-Press ACC, Eco-Press (14-26 mm) drives.



## REMS "TH" profile press jaws

GROUP: K

Size [mm]	*	Code		UM
14	*	1948267107	1	pc.
16	*	1948267109	1	pc.
20	*	1948267114	1	pc.
25	*	1948267116	1	pc.
26	*	1936267101	1	pc.
32	*	1936267103	1	pc.
40	*	1936267105	1	pc.


**Note:**

The jaws work with Power-Press SE, Akku-Press, Power-Press ACC, Eco-Press (14-26 mm) drives.



## REMS "TH" profile press jaws

GROUP: K

Size [mm]	*	Code		UM
50	*	1936267134	1	pc.
63	*	1936267136	1	pc.


**Note:**

The jaws work with Power-Press SE, Akku-Press, Power-Press ACC drives.



## Case for press tool REMS Eco-Press

GROUP: K

	*	Code		UM
	*	1941267135	1	pc.



 coil  bar  pipes in tube  bag  carton box  pallet  new  available soon

\* custom-made - lead time max 4 weeks | \*\* availability as agreed | \*\*\* while stock lasts



### Tool set

GROUP: K

Range [mm]	*	Code		UM
16-26		1936267217	1	set

**Note:**

The press tool is sold with a case.

Each set includes:

- 1936267174 - manual press tool, separated, for Press connectors with a pressed sleeve,
- 1936267122 - jaws U16 for a press tool,
- 1936267125 - jaws U20 for a press tool,
- 1936267130 - jaws U26 for a press tool,
- 1936267054 - pipe cutter for PERTAL pipes,
- 1936267044 - calibrator for PERTAL pipes Ø16/Ø20/Ø25-26,
- 1941267135 - case for press tool REMS Eco-Press.



### Tool set

GROUP: K

Range [mm]	*	Code		UM
16-25		1938267158	1	set

**Note:**

The press tool is sold with a case.

Each set includes:

- 1936267174 - manual press tool, separated, for Press connectors with a pressed sleeve,
- 1936267122 - jaws U16 for a press tool,
- 1936267125 - jaws U20 for a press tool,
- 1936267127 - jaws U25 for a press tool,
- 1936267054 - pipe cutter for PERTAL pipes,
- 1936267044 - calibrator for PERTAL pipes Ø16/Ø20/Ø25-26,
- 1941267135 - case for press tool REMS Eco-Press.



### Tool set LIGHT

GROUP: K

Range [mm]	*	Code		UM
16-20		1936267218	1	pc.

**Note:**

The press tool is sold with a case (1941267135).

Each set includes:

- 1936267174 - manual press tool, separated, for Press connectors with a pressed sleeve,
  - 1936267122 - jaws U16 for a press tool,
  - 1936267125 - jaws U20 for a press tool,
  - 1936267026 - calibrator for PERTAL pipes Ø16,
  - 1936267028 - calibrator for PERTAL pipes Ø20,
- The set covers diameters 16-20 mm.



### Case for additional tools

GROUP: K

	*	Code		UM
		1941267129	1	pc.



### Set of additional tools

GROUP: K

Range [mm]	*	Code		UM
16-63		1936267216	1	set

Each set includes:

- 1936267044 - calibrator for PERTAL pipes Ø16, Ø20, Ø25-26 - 1 pc.,
- 1936267039 - calibrator for PERTAL pipes Ø25-26, Ø32, Ø40 - 1 pc.,
- 1936267046 - calibrator for PERTAL pipes Ø50, Ø63 - 1 pc.,
- 1936267056 - cutter for PERTAL pipes Ø16-63 - 1 pc.,
- 1936267054 - shears for PERTAL pipes Ø14-32 - 1 pc.,
- 1941267129 - case - 1 pc.

## Set of REMS "TH" profile press jaws

GROUP: K

Range [mm]	*	Code		UM
50-63		1936267215	1	set

Each set includes:

- 1936267134 - jaws TH50 for press tool - 1 pc.,
- 1936267136 - jaws TH63 for press tool - 1 pc.,
- case - 1 pc.

The jaws work with Power-Press SE, Akku-Press, Power-Press ACC drives.



## REMS Power-Press SE "U" profile press tool set

GROUP: K

Range [mm]	*	Code		UM
16-40		1936267167	1	set


Each set includes:

- 1936267160 - electric press tool - 1 pc.,
- 1936267122 - jaws U16 for press tool - 1 pc.,
- 1936267125 - jaws U20 for press tool - 1 pc.,
- 1936267127 - jaws U25 for press tool - 1 pc.,
- 1936267137 - jaws U32 for press tool - 1 pc.,
- 1936267139 - jaws U40 for press tool - 1 pc.,
- case - 1 pc.



## REMS Power-Press ACC electric press tool

GROUP: K

Range [mm]	*	Code		UM
14-63		1936267219	1	pc.


**Note:**

The press tool is sold with a case.  
The set does not include jaws.



## REMS Power-Press SE Basic Pack electric press tool

GROUP: K

Range [mm]	*	Code		UM
14-63		1936267160	1	pc.


**Note:**

The press tool is sold with a case.  
The set does not include jaws.



## REMS Akku Press battery press tool

GROUP: K

Range [mm]	*	Code		UM
14-63		1936267152	1	pc.

**Note:**

The press tool is sold with a battery, charger and case.  
The set does not include jaws.



 coil  bar  pipes in tube  bag  carton box  pallet **N** new **!** available soon

\* custom-made - lead time max 4 weeks | \*\* availability as agreed | \*\*\* while stock lasts



### Tool set - Novopress ACO103 BT press tool + "U" profile jaws

GROUP: K

Range [mm]	*	Code		UM
16-32		1936055004	1	pc.

Each set includes:

- battery press tool ACO103 - 1 pc.,
- 1936267113 - jaws U16 for press tool - 1 pc.,
- 1936267114 - jaws U20 for press tool - 1 pc.,
- 1936267115 - jaws U25 for press tool - 1 pc.,
- 1936267116 - jaws U32 for press tool - 1 pc.,
- 1938267047 - charger - 1 pc.,
- 1938267002 - battery 2 Ah - 2 pcs.,
- case.



### Tool set - Novopress ACO103 BT press tool + "TH" profile jaws

GROUP: K

Range [mm]	*	Code		UM
16-32	*	1936055005	1	pc.

Each set includes:

- battery press tool ACO103 - 1 pc.,
- 1936267108 - jaws TH16 for press tool - 1 pc.,
- 1936267109 - jaws TH20 for press tool - 1 pc.,
- 1936121003 - jaws TH25 for press tool - 1 pc.,
- 1936267111 - jaws TH32 for press tool - 1 pc.,
- 1938267047 - charger - 1 pc.,
- 1938267002 - battery 2 Ah - 2 pcs.,
- case.



### Novopress EFP203 electric press tool

GROUP: K

Range [mm]	*	Code		UM
14-63		1948267210	1	pc.

**Note:**

The press tool is sold with a plastic case.



### Novopress ACO203XL BT press tool

GROUP: K

Range [mm]	*	Code		UM
14-63		1948267181	1	pc.

Each set includes:

- battery press tool - 1 pc.,
- battery 18 V / 5.0 Ah Li-Ion Milwaukee - 2 pcs.,
- charger - 1 pc.,
- pubricant - 1 pc.,
- plastic case.



### Novopress PB2 "U" profile press jaws

GROUP: K

Size [mm]	*	Code		UM
14	*	1936267231	1	pc.
16		1936267232	1	pc.
20		1936267233	1	pc.
25		1936267234	1	pc.
32		1936267235	1	pc.
40		1936267236	1	pc.

**Note:**

The jaws work with EFP203 and ACO203XL drives.


coil bar pipes in tube bag carton box pallet **N** new available soon

\* custom-made - lead time max 4 weeks | \*\* availability as agreed | \*\*\* while stock lasts



## Novopress PB2 "TH" profile press jaws

GROUP: K

Size [mm]	*	Code		UM
14	*	1936267222	1	pc.
16		1936267223	1	pc.
20		1936267224	1	pc.
25		1936267225	1	pc.
26		1936267226	1	pc.
32		1936267227	1	pc.
40		1936267228	1	pc.




**Note:**

The jaws work with EFP203 and ACO203XL drives.

## Novopress "TH" profile collar

GROUP: K

Size [mm]	*	Code		UM
50		1936267229	1	pc.
63		1936267230	1	pc.


**Note:**

The jaws work with EFP203 and ACO203XL drives.  
Use with ZB203 adapter.



## Novopress ZB203 adapter

GROUP: K

Range [mm]	*	Code		UM
50-63		1948267000	1	pc.



**Note:**

Adapter for EFP203 and ACO203XL drives.  
Press: 50-63 mm.  
Steel & Inox: 35-54 mm.  
Copper: 42-54 mm.



## External spring for bending pipes

GROUP: K

Size [mm]	*	Code			UM
16		1936267081	1	60	pc.
20		1936267086	1	40	pc.
25-26		1936267088	1	25	pc.

**Note:**

The external spring works with PERTAL<sup>2</sup> and PERTAL pipes.





### Internal spring for pipes bending

GROUP: K

Size [mm]	*	Code			UM
16		1936267075	1	10	pc.
20		1936267077	1	10	pc.
25-26		1936267071	1	10	pc.

**Note:**  
The internal spring works with PERTAL pipes.



### Combination wrench for G<sup>3/4</sup>" eurocone adapters

GROUP: K

Size [mm]	*	Code			UM
30	*	1938267035	1	15	pc.

**Note:**  
The wrench is intended for assembling G<sup>3/4</sup>" Eurocone adapters.



Install the **future**



SYSTEM **KAN-therm**

**PP**

High quality  
for reasonable price

EN 24/07

Ø **16-110 mm**

# Table of contents

## SYSTEM **KAN-therm** PP



Pipes .....	<b>59</b>
Connectors .....	<b>61</b>
Accessories .....	<b>72</b>
Tools .....	<b>74</b>

# SYSTEM KAN-therm PP

## Pipes

### Pipe PPRCT SDR7.4 PN20 - bar

GROUP: M



	Size [mm]	*	Code			UM
N	20×2,8		1229348001	4	160	m
N	25×3,5		1229348002	4	100	m
N	32×4,4		1229348003	4	60	m
N	40×5,5		1229348004	4	40	m
N	50×6,9		1229348005	4	28	m
N	63×8,6		1229348006	4	16	m
N	75×10,3		1229348007	4	12	m
N	90×12,3		1229348008	4	8	m
N	110×15,1		1229348000	4	4	m

**Note:**  
Application class 1; 10 bar.  
Application class 2; 10 bar.  
Application class 4; 10 bar.  
Application class 5; 8 bar.



### Pipe PPR SDR7.4 PN16 - bar

GROUP: L



	Size [mm]	*	Code			UM
	20×2,8		1229203001	4	160	m
	25×3,5		1229203003	4	100	m
	32×4,4		1229203005	4	60	m
	40×5,5		1229203008	4	40	m
	50×6,9		1229203010	4	28	m
	63×8,6		1229203012	4	16	m
	75×10,3		1229203014	4	12	m
	90×12,3		1229203016	4	8	m
	110×15,1		1229203000	4	4	m

**Note:**  
Application class 1; 8 bar.  
Application class 2; 6 bar.  
Application class 4; 10 bar.  
Application class 5; 6 bar.



### Pipe PPR stabiGLASS SDR7.4 PN16 - bar

GROUP: M

	Size [mm]	*	Code			UM
	20×2,8		1229204002	4	100	m
	25×3,5		1229204003	4	80	m
	32×4,4		1229204004	4	40	m
	40×5,5		1229204005	4	28	m
	50×6,9		1229204006	4	20	m
	63×8,6		1229204007	4	12	m
	75×10,3		1229204008	4	8	m
	90×12,3		1229204009	4	8	m
	110×15,1		1229204000	4	4	m

**Note:**  
Application class 1; 8 bar.  
Application class 2; 6 bar.  
Application class 4; 10 bar.  
Application class 5; 6 bar.





 coil  bar  pipes in tube  bag  carton box  pallet **N** new  available soon

\* custom-made - lead time max 4 weeks | \*\* availability as agreed | \*\*\* while stock lasts



### Pipe PPR SDR6 PN20 - bar

GROUP: L


Size [mm]	*	Code			UM
16×2,7		1229206031	4	200	m
20×3,4		1229206033	4	160	m
25×4,2		1229206035	4	100	m
32×5,4		1229206037	4	60	m
40×6,7		1229206039	4	40	m
50×8,3		1229206041	4	28	m
63×10,5		1229206043	4	16	m
75×12,5		1229206045	4	12	m
90×15		1229206047	4	8	m
110×18,3		1229206029	4	4	m

**Note:**  
 Application class 1; 10 bar.  
 Application class 2; 8 bar.  
 Application class 4; 10 bar.  
 Application class 5; 6 bar.



### Pipe PPR stabiGLASS SDR6 PN20 - bar

GROUP: M



Size [mm]	*	Code			UM
20×3,4		1229205025	4	100	m
25×4,2		1229205026	4	80	m
32×5,4		1229205027	4	40	m
40×6,7		1229205011	4	28	m
50×8,3		1229205014	4	20	m
63×10,5		1229205017	4	12	m
75×12,5		1229205020	4	8	m
90×15		1229205024	4	8	m
110×18,3		1229205001	4	4	m

**Note:**  
 Application class 1; 10 bar.  
 Application class 2; 8 bar.  
 Application class 4; 10 bar.  
 Application class 5; 6 bar.



### Pipe PPR stabiAL SDR6 PN20 - bar

GROUP: M

Size [mm]	*	Code			UM
16×2,7	***	1229205003	4	160	m
20×3,4	***	1229205005	4	100	m
25×4,2	***	1229205007	4	80	m
32×5,4	***	1229205009	4	40	m
40×6,7	***	1229205012	4	28	m
50×8,3	***	1229205015	4	20	m
63×10,5	***	1229205018	4	12	m
75×12,5	***	1229205021	4	8	m
90×15	***	1229205000	4	8	m
110×18,3	***	1229205002	4	4	m



**Note:**  
 Application class 1; 10 bar.  
 Application class 2; 8 bar.  
 Application class 4; 10 bar.  
 Application class 5; 6 bar.



## Connectors

### Saddle fitting PP/Push

GROUP: N

Size [mm]	*	Code			UM
63 / 18x2,0		1209238010	20	160	pc.
75 / 18x2,0		1209238011	20	160	pc.
90 / 18x2,0		1209238012	20	160	pc.
110 / 18x2,0		1209238009	20	160	pc.



**Note:**

The external diameter of PP pipe is given to which the saddle is welded, as well as the connection pipe diameter.



### Female saddle fitting

GROUP: N

Size [mm]	*	Code			UM
40 Rp½"		1209238022	20	160	pc.
50 Rp½"		1209238023	20	160	pc.
63 Rp½"		1209230007	20	160	pc.
75 Rp½"		1209230009	20	160	pc.
90 Rp½"		1209230011	20	160	pc.
110 Rp½"		1209230003	20	160	pc.


**Note:**

The external diameter of PP pipe is given to which the saddle is welded, as well as the diameter and type of thread.



### Compensation loop

GROUP: N

Size [mm]	*	Code		UM
16		1209036000	20	pc.
20		1209036002	20	pc.
25		1209036003	15	pc.
32		1209036004	10	pc.


**Note:**

Loop diameter Ø150, length 370 mm.



### Crossover

GROUP: N

Size [mm]	*	Code		UM
16		1209269000	200	pc.
20		1209269001	200	pc.
25		1209269002	130	pc.
32		1209269003	75	pc.





### Coupling

GROUP: N

Size [mm]	*	Code							UM
16		1209245001	80	1360	pc.				
20		1209245002	100	700	pc.				
25		1209245003	50	550	pc.				
32		1209245004	40	280	pc.				
40		1209245005	30	180	pc.				
50		1209245006	-	110	pc.				
63		1209245007	-	60	pc.				
75		1209245008	-	45	pc.				
90		1209245009	-	24	pc.				
110		1209245000	-	16	pc.				



### Coupling reducer

GROUP: N

Size [mm]	*	Code							UM
N 25 / 20		1209220021	50	550	pc.				
N 32 / 25		1209220022	40	280	pc.				



### Nipple reducer

GROUP: N



Size [mm]	*	Code							UM
20 / 16		1209220004	100	1200	pc.				
25 / 16		1209220005	50	1100	pc.				
25 / 20		1209220006	100	900	pc.				
32 / 20		1209220007	80	640	pc.				
32 / 25		1209220008	80	560	pc.				
40 / 20		1209220009	50	400	pc.				
40 / 25		1209220010	50	350	pc.				
40 / 32		1209220011	50	300	pc.				
50 / 32		1209220000	30	180	pc.				
50 / 40		1209220012	30	150	pc.				
63 / 32		1209220013	-	100	pc.				
63 / 40		1209220014	-	100	pc.				
63 / 50		1209220015	-	100	pc.				
75 / 50		1209220016	-	80	pc.				
75 / 63		1209220017	-	50	pc.				
90 / 50		1209220018	-	48	pc.				
90 / 63		1209220019	-	45	pc.				
90 / 75		1209220020	-	45	pc.				
110 / 63		1209220001	-	27	pc.				
110 / 75		1209220002	-	27	pc.				
110 / 90		1209220003	-	27	pc.				

**Note:**

Nipple reducers are intended for direct welding into the fitting socket from the bigger diameter side. The smaller diameter is intended for direct connection with the pipe.

## Female connector

GROUP: N

Size [mm]	*	Code			UM
16 Rp1/2"		1209050002	20	200	pc.
20 Rp1/2"		1209050003	20	180	pc.
20 Rp3/4"		1209050004	30	150	pc.
25 Rp1/2"		1209050005	20	160	pc.
25 Rp3/4"		1209050006	30	150	pc.
25 Rp1"		1209245020	-	100	pc.
32 Rp3/4"		1209050008	-	100	pc.
32 Rp1"		1209050007	-	100	pc.
40 Rp1 1/4"		1209050009	-	60	pc.
50 Rp1 1/2"		1209050011	-	35	pc.
63 Rp2"		1209050012	-	18	pc.
75 Rp2 1/2"		1209050013	-	12	pc.
90 Rp3"		1209050014	-	8	pc.



**Note:**

Elements with 1" thread and bigger have a polygon for a wrench.



## Male connector

GROUP: N

Size [mm]	*	Code			UM
16 R1/2"		1209051003	20	160	pc.
20 R1/2"		1209051004	20	140	pc.
20 R3/4"		1209051005	30	120	pc.
25 R1/2"		1209051006	20	140	pc.
25 R3/4"		1209051007	20	120	pc.
25 R1"		1209245018	-	80	pc.
32 R3/4"		1209051009	-	80	pc.
32 R1"		1209051008	-	80	pc.
32 R1 1/4"		1209245019	-	50	pc.
40 R1 1/4"		1209051010	-	50	pc.
50 R1 1/2"		1209051012	-	36	pc.
63 R2"		1209051013	-	18	pc.
75 R2 1/2"		1209051014	-	10	pc.
90 R3"		1209051015	-	6	pc.



**Note:**

Elements with 1" thread and bigger have a polygon for a wrench.



## Elbow 90°

GROUP: N

Size [mm]	*	Code			UM
16		1209068010	50	900	pc.
20		1209068011	100	500	pc.
25		1209068012	50	350	pc.
32		1209068013	20	200	pc.
40		1209068014	20	100	pc.
50		1209068015	-	60	pc.
63		1209068016	-	32	pc.
75		1209068017	-	20	pc.
90		1209068018	-	12	pc.
110		1209068009	-	8	pc.



 coil  bar  pipes in tube  bag  carton box  pallet **N** new **!** available soon

\* custom-made - lead time max 4 weeks | \*\* availability as agreed | \*\*\* while stock lasts



### Nipple elbow 90°

GROUP: N

Size [mm]	*	Code			UM
16		1209068022	50	1000	pc.
20		1209068023	100	600	pc.
25		1209068024	50	400	pc.
32		1209068025	50	200	pc.



### Elbow 45°

GROUP: N


Size [mm]	*	Code			UM
16		1209068000	50	950	pc.
20		1209068001	100	700	pc.
25		1209068002	50	400	pc.
32		1209068003	40	200	pc.
40		1209068004	20	140	pc.
50		1209068005	-	80	pc.
63		1209068006	-	40	pc.
75		1209068007	-	25	pc.
90		1209068008	-	14	pc.
<b>N</b> 110		1209068028	-	10	pc.



### Nipple elbow 45°

GROUP: N

Size [mm]	*	Code			UM
16		1209068019	50	1050	pc.
20		1209068020	100	700	pc.
25		1209068021	50	450	pc.



### Female directly fixed wallplate elbow - L = 45 mm



GROUP: N

Size [mm]	*	Code			UM
20 Rp½"		1209069007	20	140	pc.


**Note:**  
B = 29 mm.

### Female directly fixed wallplate elbow - L = 47 mm

GROUP: N



Size [mm]	*	Code			UM
16 Rp $\frac{1}{2}$ "		1209069006	20	140	pc.

**Note:**  
B = 35 mm.




### Female directly fixed wallplate elbow - L = 57 mm

GROUP: N

Size [mm]	*	Code			UM
25 Rp $\frac{1}{2}$ "		1209069008	20	120	pc.

**Note:**  
B = 36 mm.




### Double female directly fixed wallplate elbow 90° - L = 148,5 mm

GROUP: N



Size [mm]	*	Code			UM
20 Rp $\frac{1}{2}$ "		1209285000	1	30	pc.
25 Rp $\frac{1}{2}$ "		1209285001	1	30	pc.

**Note:**  
20 Female thread  $\frac{1}{2}$  A = 45,5 mm.  
25 Female thread  $\frac{1}{2}$  A = 50,7 mm.



### Female elbow 90°

GROUP: N

Size [mm]	*	Code			UM
16 Rp $\frac{1}{2}$ "		1209069000	20	180	pc.
20 Rp $\frac{1}{2}$ "		1209069001	20	140	pc.
20 Rp $\frac{3}{4}$ "		1209069002	30	120	pc.
25 Rp $\frac{1}{2}$ "		1209069003	30	120	pc.
25 Rp $\frac{3}{4}$ "		1209069004	30	120	pc.
32 Rp $\frac{3}{4}$ "		1209069005	30	90	pc.
32 Rp1"		1209069009	-	50	pc.

**Note:**  
The fitting has a polygon for a wrench.





### Male elbow 90°

GROUP: N


Size [mm]	*	Code			UM
16 R1/2"		1209070000	20	140	pc.
20 R1/2"		1209070001	30	90	pc.
20 R3/4"		1209070002	30	90	pc.
25 R1/2"		1209070003	20	120	pc.
25 R3/4"		1209070004	30	90	pc.
32 R3/4"		1209070005	30	60	pc.
32 R1"		1209070006	-	50	pc.

**Note:**  
A fitting with 1" thread and bigger has a polygon for a wrench.



### Tee



GROUP: N

Size [mm]	*	Code			UM
16		1209257001	40	640	pc.
20		1209257002	80	400	pc.
25		1209257003	20	240	pc.
32		1209257004	20	140	pc.
40		1209257005	15	75	pc.
50		1209257006	-	50	pc.
63		1209257007	-	24	pc.
75		1209257008	-	15	pc.
90		1209257009	-	10	pc.
110		1209257000	-	6	pc.



## Reducing tee


GROUP: N

Size [mm]	*	Code			UM
20 / 16 / 20		1209257011	20	180	pc.
25 / 16 / 25		1209257012	20	260	pc.
N 25 / 20 / 20		1209260012	20	140	pc.
25 / 20 / 25		1209257013	20	240	pc.
N 25 / 25 / 20		1209260014	20	140	pc.
32 / 16 / 32		1209257016	20	140	pc.
N 32 / 20 / 20		1209260013	20	140	pc.
32 / 20 / 32		1209257017	20	140	pc.
N 32 / 25 / 25		1209260015	20	140	pc.
32 / 25 / 32		1209257018	20	140	pc.
40 / 20 / 40		1209257019	20	80	pc.
40 / 25 / 40		1209257020	15	90	pc.
40 / 32 / 40		1209257021	15	90	pc.
50 / 20 / 50		1209257022	-	60	pc.
50 / 25 / 50		1209257023	-	65	pc.
50 / 32 / 50		1209257024	-	60	pc.
50 / 40 / 50		1209257025	-	50	pc.
63 / 32 / 63		1209257026	-	30	pc.
63 / 40 / 63		1209257027	-	22	pc.
63 / 50 / 63		1209257028	-	22	pc.
75 / 40 / 75		1209257029	-	17	pc.
90 / 50 / 90		1209257030	-	12	pc.
90 / 63 / 90		1209257031	-	10	pc.
90 / 75 / 90		1209257032	-	12	pc.
N 110 / 63 / 110		1209260011	-	8	pc.
N 110 / 75 / 110		1209260010	-	8	pc.
N 110 / 90 / 110		1209260009	-	8	pc.



## Side outlet tee


GROUP: N

Size [mm]	*	Code			UM
20		1209257010	40	360	pc.



## Cross

GROUP: N

Size [mm]	*	Code			UM
16		1209057000	80	480	pc.
20		1209057001	40	320	pc.



 coil 
  bar 
  pipes in tube 
  bag 
  carton box 
  pallet 
 N new 
 ! available soon

\* custom-made - lead time max 4 weeks | \*\* availability as agreed | \*\*\* while stock lasts



### Female tee

GROUP: N

Size [mm]	*	Code			UM
16 Rp1/2"		1209258000	20	140	pc.
20 Rp1/2"		1209258002	20	120	pc.
20 Rp3/4"		1209258003	30	90	pc.
25 Rp1/2"		1209258004	20	180	pc.
25 Rp3/4"		1209258005	30	180	pc.
32 Rp3/4"		1209258006	15	60	pc.
32 Rp1"		1209258007	15	60	pc.

**Note:**  
An element with 1" thread has a polygon for a wrench.



### Male tee

GROUP: N

Size [mm]	*	Code			UM
20 R1/2"		1209259000	20	120	pc.
<b>N</b> 25 R1/2"		1209259005	30	90	pc.
<b>N</b> 25 R3/4"		1209259006	30	90	pc.



### Union

GROUP: N

Size [mm]	*	Code			UM
20 G3/4"		1209065001	20	200	pc.



### Female half union with flat sealing

GROUP: N

Size [mm]	*	Code			UM
16 G3/4"		1209105000	50	300	pc.
20 G3/4"		1209105001	50	400	pc.
25 G1"		1209105002	20	100	pc.
<b>N</b> 32 G1 1/4"		1209105003	10	100	pc.

## Female half union with flat sealing



GROUP: N

Size [mm]	*	Code			UM
20 G½"		1209271006	20	200	pc.
20 G¾"		1209271007	20	200	pc.
25 G¾"		1209271008	20	200	pc.



## Female union



GROUP: N

Size [mm]	*	Code			UM
N 20 G½"		1209271010	20	200	pc.
N 25 G¾"		1209271011	20	100	pc.
N 32 G1"		1209271012	20	80	pc.



## Male union



GROUP: N

Size [mm]	*	Code			UM
16 G½"		1209271000	20	200	pc.
20 G½"		1209271001	20	200	pc.
20 G¾"		1209271002	20	200	pc.
25 G¾"		1209271004	20	100	pc.
25 G1"		1209271003	20	100	pc.
32 G1"		1209272000	20	80	pc.



## Flange adapter

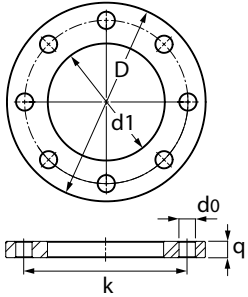

GROUP: N

Size [mm]	*	Code			UM
40		1209091016	1	40	pc.
50		1209091017	1	30	pc.
63		1209091018	1	20	pc.
75		1209091019	1	15	pc.
90		1209091020	1	10	pc.
110		1209091015	1	6	pc.

**Note:**

The flange adapter is delivered with an EPDM seal.





## Steel flange PN16

GROUP: N

Size [mm]	*	Code		UM
40 DN32		1209091002	1	pc.
50 DN40		1209091003	1	pc.
63 DN50		1209091004	1	pc.
75 DN65		1209091005	1	pc.
90 DN80		1209091006	1	pc.
110 DN100		1209091001	1	pc.

Code	D	d1	k	d0	q	N
1209091002	140	43	100	18	18	4
1209091003	150	53	110	18	18	4
1209091004	165	66	125	18	20	4
1209091005	185	78	145	18	20	8
1209091006	200	95	160	18	20	8
1209091001	220	114	180	18	22	8



## Stop end

GROUP: N

Size [mm]	*	Code			UM
16		1209025001	100	1000	pc.
20		1209025002	200	1000	pc.
25		1209025003	100	700	pc.
32		1209025004	50	500	pc.
40		1209025005	50	250	pc.
50		1209025006	-	170	pc.
63		1209025007	-	80	pc.
75		1209025008	-	50	pc.
90		1209025009	-	30	pc.
110		1209025000	-	20	pc.



## Ball valve

GROUP: N

Size [mm]	*	Code			UM
20		1209278001	10	80	pc.
25		1209278002	10	50	pc.
32		1209278014	5	25	pc.
40		1209278003	5	15	pc.
50		1209278004	2	10	pc.
63		1209278005	2	8	pc.
75		1209278006	1	5	pc.



## Globe valve

GROUP: N


Size [mm]	*	Code			UM
20		1209280000	1	30	pc.
25		1209280001	1	30	pc.
32		1209280002	1	30	pc.

coil bar pipes in tube bag carton box pallet **N** new available soon

\* custom-made - lead time max 4 weeks | \*\* availability as agreed | \*\*\* while stock lasts

### Concealed globe valve with a knob

GROUP: N

Size [mm]	*	Code			UM
20		1209280006	1	30	pc.
25		1209280007	1	30	pc.
32		1209280008	1	30	pc.



**Note:**

The valves are delivered in a set with two plastic clips to mark hot (red) or cold (blue) water.



### Concealed globe valve with masking

GROUP: N

Size [mm]	*	Code			UM
20		1209280003	1	30	pc.
25		1209280004	1	30	pc.
32		1209280005	1	30	pc.





## Accessories



### Pipe clip

GROUP: N


Size [mm]	*	Code			UM
16		1209107030	20	1000	pc.
20		1209107031	20	800	pc.
25		1209107032	20	700	pc.
32		1209107033	20	440	pc.
40		1209107034	20	300	pc.
50		1209107035	20	240	pc.
63		1209107036	20	120	pc.
75		1209107037	20	100	pc.
90		1209107038	10	60	pc.

**Note:**  
Use only as sliding points.



### Single pipe clamp with rubber insert

GROUP: A


Size [mm]	*	Code		UM
15-18		1700081025	100	pc.
20-23		1700081028	100	pc.
25-28		1700081029	100	pc.
32-36		1700081030	50	pc.
40-44		1700081031	50	pc.
47-52		1700081032	50	pc.
57-63		1700081034	50	pc.
74-78		1700081035	25	pc.
85-91		1700081036	25	pc.
108-112		1700081023	25	pc.

**Note:**  
The clamp has a double-threaded screw with a collar (8x70) a plastic dowel (Ø12) in the set.



### Double pipe clamp with rubber insert

GROUP: A

Size [mm]	*	Code		UM
15-18		1700081019	50	pc.
20-23		1700081020	50	pc.
25-28		1700081021	50	pc.
32-36		1700081022	50	pc.


**Note:**  
The clamp has a double-threaded screw with a collar (8x70) a plastic dowel (Ø12) in the set.







## Mounting plate

GROUP: N

Spacing (L) [mm]	*	Code			UM
150		1209210000	30	150	pc.

Mounting plate 150 mm - plate total length 215 mm, width 64 mm, depth 6 mm.



 coil  bar  pipes in tube  bag  carton box  pallet **N** new  available soon

\* custom-made - lead time max 4 weeks | \*\* availability as agreed | \*\*\* while stock lasts




## Tools



### Scraper for stabiAL pipes


GROUP: K

Size [mm]	*	Code		UM
16 / 20		1933267041	1	pc.
20 / 25		1933267043	1	pc.
25 / 32		1933267045	1	pc.
32 / 40		1933267047	1	pc.
50		1933267049	1	pc.
63		1933267051	1	pc.
75		1933267053	1	pc.
90		1933267055	1	pc.
110		1933267039	1	pc.



### Blade for stabiAL pipe scraper

GROUP: K

Range [mm]	*	Code		UM
16-110	*	1933267035	1	pc.



### Cutter for pipes


GROUP: K

Range [mm]	*	Code		UM
16-40		1933267029	1	pc.



### Roller cutter for PP pipes

GROUP: K


Range [mm]	*	Code		UM
50-100		1933267032	1	pc.

 coil 
  bar 
  pipes in tube 
  bag 
  carton box 
  pallet 
  new 
  available soon

\* custom-made - lead time max 4 weeks | \*\* availability as agreed | \*\*\* while stock lasts

## Stationary welding device

GROUP: K

Range [mm], power [W]	*	Code		UM
63-110, 1600 W		1933267036	1	pc.

Each set includes:

- welding device PZ-125,
- welding machine 1600 W,
- 1933345003 - jaws PZ-125 for pipes Ø 63 mm,
- 1933345002 - jaws PZ-125 for pipes Ø 75 mm,
- 1933345001 - jaws PZ-125 for pipes Ø 90 mm,
- 1933345000 - jaws PZ-125 for pipes Ø 110 mm,
- case.

**Note:**

The set does not include heating sockets!



## KAN-therm welding set

GROUP: K

Range [mm], power [W]	*	Code		UM
16-50, 800 W		1933267078	1	pc.
<b>N</b> 63-110, 1600 W		1933267079	1	pc.

Each set includes:

- electric welding machine 800 W or 1600 W,
- rack for the welding machine,
- bolt for fastening heating sockets,
- case,
- set of heating inserts 16-50 mm or 63-110 mm.

**Note:**

The set does not include heating sockets for saddle fittings!



## Welding device RITMO PRISMA JIG

GROUP: K

Range [mm]	*	Code		UM
<b>N</b> 63-125		1933267081	1	pc.


**Note:**

Tool is sold in set with case.



## Welding device SPIDER 125 McElroy

GROUP: K

Range [mm]	*	Code		UM
<b>N</b> 63-125		1933267082	1	pc.


**Note:**

Tool is sold in set with case.



## Bolt for heating sockets - service part

GROUP: K

	*	Code		UM
		1933267037	1	pc.





## Heating sockets for saddle fittings

GROUP: K

Size [mm]	*	Code		UM
40		1933267004	1	pc.
50		1933267005	1	pc.
63		1933267006	1	pc.
75		1933267007	1	pc.
90		1933267008	1	pc.
110		1933267002	1	pc.

**Note:**

The set includes a female and male socket and a mounting bolt (Allen).

Heating sockets for saddle fittings are not included in heating sets: 1933267078, 1933267079.



## Drill bit for mounting saddle fittings

GROUP: K

Size [mm]	*	Code		UM
25		1933267038	1	pc.



## Reamer for pipe stablAL for mounting saddle fittings

GROUP: K

Size [mm]	*	Code		UM
25		1933267074	1	pc.



## Heating sockets

GROUP: K

Size [mm]	*	Code		UM
16		1933267011	1	pc.
20		1933267013	1	pc.
25		1933267015	1	pc.
32		1933267017	1	pc.
40		1933267019	1	pc.
50		1933267021	1	pc.
63		1933267023	1	pc.
75		1933267025	1	pc.
90		1933267027	1	pc.
110		1933267009	1	pc.

coil 
 bar 
 pipes in tube 
 bag 
 carton box 
 pallet 
 new 
 available soon

\* custom-made - lead time max 4 weeks | \*\* availability as agreed | \*\*\* while stock lasts



Install the **future**



SYSTEM **KAN-therm**

**Steel**

Traditional material  
in modern technology

EN 24/07

Ø **12-108 mm**

# Table of contents

## SYSTEM **KAN-therm** Steel



Pipes .....	<b>79</b>
Connectors .....	<b>80</b>
Accessories .....	<b>94</b>
Tools .....	<b>96</b>

# SYSTEM KAN-therm Steel

## Pipes

### Carbon steel pipe - bar

GROUP: J





Size [mm]	*	Code			UM
12x1,2	*	1530207027	6	624	m
15x1,2		1530207028	6	1290	m
18x1,2		1530207029	6	1524	m
22x1,5		1530207030	6	1290	m
28x1,5		1530207031	6	624	m
35x1,5		1530207032	6	402	m
42x1,5		1530207033	6	402	m
54x1,5		1530207034	6	402	m
66,7x1,5		1530207036	6	228	m
76,1x2,0		1530207037	6	234	m
88,9x2,0		1530207038	6	114	m
108x2,0		1530207026	6	114	m



**Note:**

Operating pressure depends on the type of transported medium, diameter range and tools used to make connections:

- 12-54 mm up to 25 bar (Novopress tools with jaws and collars with HP profile) - only in installations filled with water,
- 12-108 mm up to 16 bar (tools with jaws with M profile). Not applicable to compressed air systems - refer to the "Designer and Contractor Guidebook" for operating conditions.

 coil 
  bar 
  pipes in tube 
  bag 
  carton box 
  pallet 
  new 
  available soon

\* custom-made - lead time max 4 weeks | \*\* availability as agreed | \*\*\* while stock lasts

## Connectors



### Male connector

GROUP: I

Size [mm]	*	Code							UM
12 R $\frac{3}{8}$ "	*	1509045002	10	200	pc.				
15 R $\frac{3}{8}$ "		1509045005	10	200	pc.				
15 R $\frac{1}{2}$ "		1509045003	10	200	pc.				
18 R $\frac{1}{2}$ "		1509045006	10	160	pc.				
18 R $\frac{3}{4}$ "		1509045007	10	100	pc.				
22 R $\frac{1}{2}$ "		1509045019	10	70	pc.				
22 R $\frac{3}{4}$ "		1509045009	10	100	pc.				
22 R1"		1509257031	10	60	pc.				
28 R $\frac{3}{4}$ "		1509042021	10	60	pc.				
28 R1"		1509045010	10	60	pc.				
35 R1"		1509045020	10	40	pc.				
35 R1 $\frac{1}{4}$ "		1509045012	5	40	pc.				
42 R1 $\frac{1}{2}$ "		1509045013	4	24	pc.				
54 R2"		1509045014	4	12	pc.				
66,7 R2 $\frac{1}{2}$ "		1509042022	2	8	pc.				
76,1 R2 $\frac{1}{2}$ "		1509045016	2	26	pc.				
88,9 R3"		1509045017	2	20	pc.				



### Coupling Steel/Groove

GROUP: I

Size [mm]	*	Code							UM
28 / 33,7		1509044019	10	30	pc.				
35 / 42,4		1509044023	10	30	pc.				
42 / 48,3		1509042024	4	20	pc.				
54 / 60,3		1509042025	5	15	pc.				
76,1		1509042026	2	2	pc.				
88,9		1509042027	2	2	pc.				
108 / 114		1509042023	2	2	pc.				



### Female slip connector

GROUP: I

Size [mm]	*	Code							UM
22 Rp $\frac{1}{2}$ "		1509080013	10	60	pc.				
22 Rp $\frac{3}{4}$ "	***	1509044020	10	60	pc.				
28 Rp $\frac{1}{2}$ "		1509044021	10	40	pc.				
28 Rp $\frac{3}{4}$ "		1509044022	10	40	pc.				



coil 
 bar 
 pipes in tube 
 bag 
 carton box 
 pallet 
 new 
 available soon

\* custom-made - lead time max 4 weeks | \*\* availability as agreed | \*\*\* while stock lasts



## Female union



GROUP: I

Size [mm]	*	Code			UM
15 Rp $\frac{1}{2}$ "		1509050000	2	50	pc.
18 Rp $\frac{1}{2}$ "		1509050004	2	60	pc.
22 Rp $\frac{3}{4}$ "		1509050001	2	40	pc.
28 Rp1"		1509050002	2	30	pc.
35 Rp1 $\frac{1}{4}$ "		1509050007	2	16	pc.
42 Rp1 $\frac{1}{2}$ "		1509050008	2	12	pc.
54 Rp2"		1509050003	2	4	pc.



## Male union

GROUP: I

Size [mm]	*	Code			UM
15 R $\frac{1}{2}$ "		1509272000	2	50	pc.
18 R $\frac{1}{2}$ "		1509272006	2	60	pc.
22 R $\frac{3}{4}$ "		1509272001	2	40	pc.
28 R1"		1509272002	2	30	pc.
35 R1 $\frac{1}{4}$ "		1509272003	2	16	pc.
42 R1 $\frac{1}{2}$ "		1509272004	2	12	pc.
54 R2"		1509272005	2	4	pc.



## Female Eurocone adapter



GROUP: I

Size [mm]	*	Code			UM
15 G $\frac{3}{4}$ "		1509271000	10	100	pc.
18 G $\frac{3}{4}$ "		1509271001	10	100	pc.



## Female half union with flat sealing

GROUP: I

Size [mm]	*	Code			UM
15 G $\frac{3}{4}$ "	*	1509106000	10	120	pc.
18 G $\frac{3}{4}$ "	*	1509106001	10	100	pc.
22 G1"	*	1509106002	10	60	pc.
28 G1 $\frac{1}{4}$ "	*	1509106003	10	40	pc.
35 G1 $\frac{1}{2}$ "	*	1509106004	4	32	pc.
42 G1 $\frac{3}{4}$ "	*	1509106005	4	12	pc.
54 G2 $\frac{3}{8}$ "	*	1509106006	4	8	pc.



 coil 
  bar 
  pipes in tube 
  bag 
  carton box 
  pallet 
  new 
  available soon

\* custom-made - lead time max 4 weeks | \*\* availability as agreed | \*\*\* while stock lasts



### Female connector

GROUP: I

Size [mm]	*	Code			UM
12 Rp1/2"	*	1509044001	10	130	pc.
15 Rp1/2"		1509044003	10	130	pc.
18 Rp1/2"		1509044005	10	120	pc.
18 Rp3/4"		1509044006	10	80	pc.
22 Rp1/2"		1509044008	10	100	pc.
22 Rp3/4"		1509044010	10	100	pc.
22 Rp1"		1509044007	10	40	pc.
28 Rp1/2"		1509044015	10	60	pc.
28 Rp3/4"		1509044014	10	60	pc.
28 Rp1"		1509044011	10	60	pc.
35 Rp1/2"		1509042002	10	40	pc.
35 Rp3/4"		1509044017	10	40	pc.
35 Rp1"		1509044000	10	40	pc.
35 Rp1 1/4"		1509044016	10	30	pc.
42 Rp1 1/2"		1509044012	4	24	pc.
54 Rp2"		1509044013	4	12	pc.



### Female connector with plain end

GROUP: I

Size [mm]	*	Code			UM
12 Rp3/8"	*	1509076002	10	150	pc.
12 Rp1/2"	*	1509076000	10	150	pc.
15 Rp1/2"		1509076003	10	150	pc.
18 Rp1/2"		1509076004	10	150	pc.
18 Rp3/4"		1509076005	10	100	pc.
22 Rp1/2"		1509076006	2	70	pc.
22 Rp3/4"		1509076007	10	100	pc.



### Straight coupling

GROUP: I

Size [mm]	*	Code			UM
12		1509245002	10	70	pc.
15		1509245003	10	140	pc.
18		1509245004	10	140	pc.
22		1509245006	10	80	pc.
28		1509245007	10	60	pc.
35		1509245008	5	40	pc.
42		1509245009	4	24	pc.
54		1509245010	4	16	pc.
66,7		1509245000	2	4	pc.
76,1		1509245011	4	24	pc.
88,9		1509245012	4	16	pc.
108		1509245001	2	10	pc.

coil 
 bar 
 pipes in tube 
 bag 
 carton box 
 pallet 
 new 
 available soon

\* custom-made - lead time max 4 weeks | \*\* availability as agreed | \*\*\* while stock lasts

## Reducing coupling



GROUP: I

Size [mm]	*	Code			UM
22 / 15		1509052000	10	140	pc.



## Slip coupling



GROUP: I

Size [mm]	*	Code			UM
12	*	1509080001	10	140	pc.
15		1509080003	10	140	pc.
18		1509080004	10	100	pc.
22		1509080005	10	60	pc.
28		1509080006	5	40	pc.
35		1509080007	5	20	pc.
42		1509080008	4	16	pc.
54		1509080009	2	8	pc.
66,7		1509080014	2	4	pc.
76,1		1509080011	2	16	pc.
88,9		1509080012	2	8	pc.
108		1509080000	2	6	pc.



## Elbow 90°

GROUP: I

Size [mm]	*	Code			UM
12	*	1509068005	10	150	pc.
15		1509068037	10	150	pc.
18		1509068038	10	90	pc.
22		1509068039	10	60	pc.
28		1509068040	5	30	pc.
35		1509068041	5	20	pc.
42		1509068042	2	8	pc.
54		1509068043	2	8	pc.
66,7		1509068049	1	2	pc.
76,1		1509068045	2	10	pc.
88,9		1509068047	-	2	pc.
108		1509068036	2	4	pc.



 coil 
  bar 
  pipes in tube 
  bag 
  carton box 
  pallet 
  new 
  available soon

\* custom-made - lead time max 4 weeks | \*\* availability as agreed | \*\*\* while stock lasts



### Plain end elbow 90°

GROUP: I

Size [mm]	*	Code			UM
12	*	1509068052	10	150	pc.
15		1509068053	10	120	pc.
18		1509068054	10	80	pc.
22		1509068055	10	60	pc.
28		1509068056	5	30	pc.
35		1509068058	5	20	pc.
42		1509068059	2	8	pc.
54		1509068060	2	6	pc.
66,7		1509068066	1	2	pc.
76,1		1509068062	2	10	pc.
88,9		1509068064	2	4	pc.
108		1509068050	2	4	pc.



### Elbow 45°

GROUP: I

Size [mm]	*	Code			UM
15		1509068006	10	150	pc.
18		1509068007	10	120	pc.
22		1509068008	10	70	pc.
28		1509068009	10	40	pc.
35		1509068010	5	25	pc.
42		1509068011	4	16	pc.
54		1509068012	2	8	pc.
66,7		1509068018	1	2	pc.
76,1		1509068014	2	16	pc.
88,9		1509068016	2	8	pc.
108		1509068004	2	6	pc.



### Plain end elbow 45°

GROUP: I



Size [mm]	*	Code			UM
15		1509068023	10	150	pc.
18		1509068024	10	120	pc.
22		1509068025	10	60	pc.
28		1509068026	10	40	pc.
35		1509068027	5	25	pc.
42		1509068028	4	16	pc.
54		1509068029	2	8	pc.
66,7		1509068019	1	2	pc.
76,1		1509068031	2	14	pc.
88,9		1509068033	2	12	pc.
108		1509068021	2	6	pc.

coil 
 bar 
 pipes in tube 
 bag 
 carton box 
 pallet 
 new 
 available soon




\* custom-made - lead time max 4 weeks | \*\* availability as agreed | \*\*\* while stock lasts

## Tee

## GROUP: I

Size [mm]	*	Code			UM
12	*	<b>1509257009</b>	10	100	pc.
15		<b>1509257010</b>	10	80	pc.
18		<b>1509257011</b>	10	40	pc.
22		<b>1509257012</b>	10	40	pc.
28		<b>1509257013</b>	5	25	pc.
35		<b>1509257014</b>	5	15	pc.
42		<b>1509257015</b>	4	8	pc.
54		<b>1509257016</b>	2	6	pc.
66,7		<b>1509257025</b>	1	2	pc.
76,1		<b>1509257018</b>	2	8	pc.
88,9		<b>1509257019</b>	2	6	pc.
108		<b>1509257008</b>	1	2	pc.



 coil 
  bar 
  pipes in tube 
  bag 
  carton box 
  pallet 
  new 
  available soon

\* custom-made - lead time max 4 weeks | \*\* availability as agreed | \*\*\* while stock lasts



## Reducing tee

GROUP: I

Size [mm]	*	Code							UM
12 / 15 / 12	*	1509260007	10				100		pc.
15 / 12 / 15	*	1509260009	10				100		pc.
15 / 18 / 15		1509257027	10				60		pc.
15 / 22 / 15		1509257028	10				60		pc.
18 / 12 / 18	*	1509260010	10				70		pc.
18 / 15 / 18		1509260011	10				60		pc.
18 / 22 / 18		1509257029	10				50		pc.
22 / 12 / 22	*	1509260012	10				50		pc.
22 / 15 / 22		1509260014	10				50		pc.
22 / 18 / 22		1509260015	10				50		pc.
22 / 28 / 22		1509257030	5				30		pc.
28 / 15 / 28		1509260017	5				30		pc.
28 / 18 / 28		1509260018	5				30		pc.
28 / 22 / 28		1509260020	5				30		pc.
35 / 15 / 35		1509260021	5				20		pc.
35 / 18 / 35		1509260022	5				20		pc.
35 / 22 / 35		1509260024	5				20		pc.
35 / 28 / 35		1509260025	5				20		pc.
42 / 22 / 42		1509260026	4				12		pc.
42 / 28 / 42		1509260027	4				12		pc.
42 / 35 / 42		1509260028	4				12		pc.
54 / 22 / 54		1509260029	2				8		pc.
54 / 28 / 54		1509260030	2				8		pc.
54 / 35 / 54		1509260031	2				8		pc.
54 / 42 / 54		1509260032	2				8		pc.
66,7 / 28 / 66,7		1509260054	1				2		pc.
66,7 / 35 / 66,7		1509260037	1				2		pc.
66,7 / 42 / 66,7		1509260055	1				2		pc.
66,7 / 54 / 66,7		1509260056	1				2		pc.
76,1 / 22 / 76,1		1509260038	2				14		pc.
76,1 / 28 / 76,1		1509260039	2				14		pc.
76,1 / 35 / 76,1		1509260040	2				14		pc.
76,1 / 42 / 76,1		1509260041	2				12		pc.
76,1 / 54 / 76,1		1509260044	2				8		pc.
76,1 / 66,7 / 76,1		1509260057	1				1		pc.
88,9 / 22 / 88,9		1509260045	2				8		pc.
88,9 / 28 / 88,9		1509260046	2				8		pc.
88,9 / 35 / 88,9		1509260047	2				6		pc.
88,9 / 42 / 88,9		1509260048	2				8		pc.
88,9 / 54 / 88,9		1509260049	2				12		pc.
88,9 / 66,7 / 88,9		1509260058	1				8		pc.
88,9 / 76,1 / 88,9		1509260052	2				6		pc.
108 / 22 / 108		1509260000	2				6		pc.
108 / 28 / 108		1509260001	2				6		pc.
108 / 35 / 108		1509260002	2				6		pc.
108 / 42 / 108		1509260003	2				6		pc.
108 / 54 / 108		1509260004	2				6		pc.
108 / 76,1 / 108		1509260005	2				4		pc.
108 / 88,9 / 108		1509260006	-				2		pc.

coil 
 bar 
 pipes in tube 
 bag 
 carton box 
 pallet 
 new 
 available soon

\* custom-made - lead time max 4 weeks | \*\* availability as agreed | \*\*\* while stock lasts

## Reducing tee

GROUP: I

Size [mm]	*	Code			UM
22 / 15 / 15		1509260013	10	50	pc.
22 / 22 / 15		1509260016	10	50	pc.



## Pass crossing



GROUP: I

Size [mm]	*	Code			UM
15		1509057002	5	40	pc.



## Reducing pass crossing

GROUP: I

Size [mm]	*	Code			UM
18 / 15		1509057004	5	40	pc.
22 / 15		1509057005	10	30	pc.
22 / 18		1509057006	10	30	pc.
28 / 15		1509057007	5	15	pc.
28 / 18		1509057008	5	15	pc.
28 / 22		1509057009	5	20	pc.



## Crossing

GROUP: I

Size [mm]	*	Code			UM
35	*	1509057025	2	8	pc.
42	*	1509057027	2	8	pc.
54	*	1509057029	2	4	pc.



## Reducing crossing

GROUP: I

Size [mm]	*	Code			UM
35 / 28	*	1509057024	2	14	pc.
42 / 28	*	1509057026	2	8	pc.
54 / 28	*	1509057028	2	4	pc.



 coil  bar  pipes in tube  bag  carton box  pallet **N** new **i** available soon

\* custom-made - lead time max 4 weeks | \*\* availability as agreed | \*\*\* while stock lasts





### Crossing pair single

GROUP: I

Size [mm]	*	Code		UM
15		1509257003	10	pc.



### Reducing crossing pair single

GROUP: I

Size (d1/d2) [mm]	*	Code		UM
18 / 12	*	1509257000	10	pc.
18 / 15		1509257004	10	pc.
22 / 12	*	1509257005	10	pc.
22 / 15		1509257006	10	pc.
28 / 12	*	1509257002	10	pc.
28 / 15		1509257007	8	pc.



### Crossing pair double

GROUP: I

Size [mm]	*	Code		UM
12	*	1509057013	8	pc.
15		1509057017	8	pc.



### Reducing crossing pair double

GROUP: I



Size (d1/d2) [mm]	*	Code			UM
15 / 12	*	1509057015	-	8	pc.
18 / 12	*	1509057000	-	8	pc.
18 / 15		1509057019	-	8	pc.
22 / 15		1509057021	-	6	pc.
28 / 12	*	1509057001	-	8	pc.
28 / 15		1509057022	-	6	pc.
35 / 15		1509057023	1	3	pc.

coil 
 bar 
 pipes in tube 
 bag 
 carton box 
 pallet 
 new 
 available soon

\* custom-made - lead time max 4 weeks | \*\* availability as agreed | \*\*\* while stock lasts

## Plain end reducer



GROUP: I

Size [mm]	*	Code			UM
15 / 12	*	1509221019	10	200	pc.
18 / 12	*	1509221020	10	200	pc.
18 / 15		1509221021	10	200	pc.
22 / 12	*	1509221022	10	150	pc.
22 / 15		1509221023	10	140	pc.
22 / 18		1509221024	10	120	pc.
28 / 15		1509221025	10	70	pc.
28 / 18		1509221026	10	100	pc.
28 / 22		1509221027	10	80	pc.
35 / 22		1509221028	5	50	pc.
35 / 28		1509221029	5	60	pc.
42 / 22		1509221039	4	24	pc.
42 / 28		1509221040	4	24	pc.
42 / 35		1509221030	4	24	pc.
54 / 18		1509221031	4	16	pc.
54 / 22		1509221032	4	16	pc.
54 / 28		1509221033	4	16	pc.
54 / 35		1509221041	4	16	pc.
54 / 42		1509221034	4	16	pc.
66,7 / 28		1509221010	2	4	pc.
66,7 / 35		1509221011	2	4	pc.
66,7 / 42		1509221012	2	4	pc.
66,7 / 54		1509221013	2	4	pc.
76,1 / 42		1509221035	4	32	pc.
76,1 / 54		1509221036	4	40	pc.
76,1 / 66,7		1509221016	2	4	pc.
88,9 / 54		1509221037	4	32	pc.
88,9 / 66,7		1509221014	2	4	pc.
88,9 / 76,1		1509221038	4	16	pc.
108 / 66,7		1509221015	2	4	pc.
108 / 76,1		1509221017	2	10	pc.
108 / 88,9		1509221018	2	10	pc.



## Female elbow 90°

GROUP: I

Size [mm]	*	Code			UM
15 Rp <sup>3</sup> / <sub>8</sub> "		1509069005	10	150	pc.
15 Rp <sup>1</sup> / <sub>2</sub> "		1509069004	10	100	pc.
18 Rp <sup>1</sup> / <sub>2</sub> "		1509069006	10	60	pc.
22 Rp <sup>1</sup> / <sub>2</sub> "		1509068000	10	50	pc.
22 Rp <sup>3</sup> / <sub>4</sub> "		1509068001	10	50	pc.
28 Rp <sup>1</sup> / <sub>2</sub> "		1509069007	5	30	pc.
28 Rp <sup>3</sup> / <sub>4</sub> "		1509069008	5	30	pc.
28 Rp1"		1509069009	5	30	pc.
35 Rp <sup>1</sup> / <sub>2</sub> "		1509069010	5	10	pc.
35 Rp <sup>3</sup> / <sub>4</sub> "		1509069011	5	10	pc.
35 Rp1"		1509068002	5	30	pc.



 coil  bar  pipes in tube  bag  carton box  pallet **N** new **i** available soon

\* custom-made - lead time max 4 weeks | \*\* availability as agreed | \*\*\* while stock lasts



### Female elbow 90°, short

GROUP: I

Size [mm]	*	Code			UM
22 Rp1/2"	*	<b>1509069012</b>	10	50	pc.
28 Rp1/2"	*	<b>1509069013</b>	5	30	pc.
35 Rp1/2"	*	<b>1509069014</b>	5	10	pc.



### Male elbow 90°

GROUP: I

Size [mm]	*	Code			UM
12 R3/8"	*	<b>1509070000</b>	10	150	pc.
15 R3/8"		<b>1509070003</b>	10	150	pc.
15 R1/2"		<b>1509070002</b>	10	100	pc.
18 R1/2"		<b>1509070004</b>	10	60	pc.
22 R3/4"		<b>1509070005</b>	10	50	pc.
28 R1"		<b>1509070006</b>	5	30	pc.
35 R1 1/4"		<b>1509070007</b>	5	10	pc.
42 R1 1/2"		<b>1509070008</b>	2	12	pc.
54 R2"		<b>1509070009</b>	2	8	pc.



### Male elbow 90°, short

GROUP: I



Size [mm]	*	Code			UM
12 R3/8"	*	<b>1509070010</b>	10	100	pc.
15 R3/8"		<b>1509070013</b>	10	100	pc.
15 R1/2"		<b>1509070012</b>	10	80	pc.
18 R1/2"		<b>1509070014</b>	10	80	pc.
22 R3/4"		<b>1509070015</b>	10	60	pc.

coil 
 bar 
 pipes in tube 
 bag 
 carton box 
 pallet 
 new 
 available soon

\* custom-made - lead time max 4 weeks | \*\* availability as agreed | \*\*\* while stock lasts

## Female tee



GROUP: I

Size [mm]	*	Code			UM
15 Rp½"		1509258004	10	70	pc.
18 Rp½"		1509258005	10	50	pc.
18 Rp¾"		1509258006	10	50	pc.
22 Rp½"		1509258008	10	50	pc.
22 Rp¾"		1509258007	10	40	pc.
28 Rp½"		1509258009	5	30	pc.
28 Rp¾"		1509258010	5	30	pc.
28 Rp1"		1509257021	5	30	pc.
35 Rp½"		1509258011	5	20	pc.
35 Rp¾"		1509258012	5	20	pc.
35 Rp1"		1509257022	5	20	pc.
42 Rp½"		1509258014	4	16	pc.
42 Rp¾"		1509258015	4	12	pc.
42 Rp1"		1509257023	4	12	pc.
54 Rp½"		1509258016	2	8	pc.
54 Rp¾"		1509258018	2	8	pc.
54 Rp1"		1509258000	2	8	pc.
66,7 Rp¾"		1509257024	1	2	pc.
76,1 Rp¾"		1509258020	2	12	pc.
88,9 Rp¾"		1509258021	2	8	pc.
108 Rp¾"		1509258001	2	6	pc.



## Crossover



GROUP: I

Size [mm]	*	Code			UM
12	*	1509178000	10	80	pc.
15		1509022005	10	70	pc.
18		1509022006	10	60	pc.
22		1509022007	10	40	pc.
28		1509022008	5	20	pc.



## Bend 90°

GROUP: I

Size [mm]	*	Code			UM
12	*	1509011000	10	80	pc.
15		1509011002	10	70	pc.
18		1509011003	10	50	pc.
22		1509011004	10	30	pc.
28		1509011005	5	20	pc.
35		1509011007	2	8	pc.
42		1509011008	2	4	pc.
54		1509011009	2	10	pc.



 coil 
  bar 
  pipes in tube 
  bag 
  carton box 
  pallet 
  new 
  available soon

\* custom-made - lead time max 4 weeks | \*\* availability as agreed | \*\*\* while stock lasts



### Stop end

GROUP: I

Size [mm]	*	Code			UM
15		1509250002	20	80	pc.
18		1509250003	20	300	pc.
22		1509250004	10	150	pc.
28		1509250005	10	130	pc.
35		1509250006	5	75	pc.
42		1509250007	4	48	pc.
54		1509250008	4	32	pc.
66,7		1509250025	1	4	pc.
76,1		1509250010	2	24	pc.
88,9		1509250012	2	8	pc.
108		1509250001	2	4	pc.



### Ball valve

GROUP: I

Size [mm]	*	Code			UM
N 15		1509278000	1	25	pc.
N 18		1509278001	1	25	pc.
N 22		1509278002	1	15	pc.
N 28		1509278003	1	10	pc.
N 35		1509278004	1	10	pc.
N 42		1509278005	1	7	pc.
N 54		1509278006	1	5	pc.

Ball made of brass CW617N.  
Max operating pressure 16 bar.  
5-year warranty.



### Ball valve with half union with flat sealing



GROUP: I

Size [mm]	*	Code			UM
N 15 G3/4"		1509278007	1	25	pc.
N 18 G3/4"		1509278008	1	25	pc.
N 22 G3/4"		1509278009	1	15	pc.
N 28 G1 1/4"		1509278010	1	10	pc.
N 35 G1 1/2"		1509278011	1	10	pc.
N 42 G1 3/4"		1509278012	1	7	pc.
N 54 G2 1/4"		1509278013	1	5	pc.

Ball made of brass CW617N.  
Max operating pressure 16 bar.  
5-year warranty.

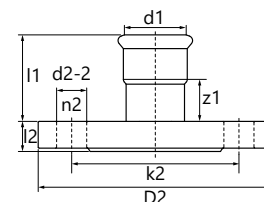
## Flange PN16

GROUP: I

Size [mm]	*	Code			UM
35 DN32		1509091000	1	6	pc.
42 DN40		1509091001	1	4	pc.
54 DN50		1509091002	1	2	pc.
66,7 DN65		1509091005	1	2	pc.
76,1 DN65		1509091003	1	4	pc.
88,9 DN80		1509091004	1	2	pc.
108 DN100		1509091010	1	2	pc.

**Note:**  
Complete the flat gasket yourself.

Code	d1	l1	l2	z1	k2	D2	d2-2	n2
1509091000	35	52	18	26	100	140	18	4
1509091001	42	59	18	29	110	150	18	4
1509091002	54	69	18	34	125	165	18	4
1509091005	66,7	71	18	21	145	185	18	4
1509091003	76,1	94	18	39	145	185	18	4
1509091004	88,9	98	20	35	160	200	18	8
1509091010	108	94	20	17	180	220	18	8



 coil 
  bar 
  pipes in tube 
  bag 
  carton box 
  pallet 
  new 
  available soon

\* custom-made - lead time max 4 weeks | \*\* availability as agreed | \*\*\* while stock lasts

## Accessories



### Plastic plug for pipe transport

GROUP: 9999

Size [mm]	*	Code		UM
N 15		2141183000	2000	pc.
N 18		2141183001	2000	pc.
N 22		2141183002	2000	pc.
N 28		2141183003	2000	pc.
N 35		2141183004	2000	pc.
N 42		2141183005	1000	pc.
N 54		2141183006	500	pc.



### O-Ring LBP EPDM Steel/Inox

GROUP: I

Size [mm]	*	Code			UM
12	*	1509182021	20	1000	pc.
15		1509182022	20	600	pc.
18		1509182023	20	500	pc.
22		1509182024	20	500	pc.
28		1509182025	20	400	pc.
35		1509182026	20	400	pc.
42		1509182027	20	300	pc.
54		1509182028	20	300	pc.

**Note:**

LBP EPDM O-Rings can be used in KAN-therm Steel and Inox systems.



### O-Ring LBP FPM Viton Steel/Inox

GROUP: I

Size [mm]	*	Code			UM
15		1509182030	20	600	pc.
18		1509182029	20	500	pc.
22		1509182031	20	500	pc.
28		1509182032	20	400	pc.
35		1509182033	20	400	pc.
42		1509182034	20	300	pc.
54		1509182035	20	300	pc.

**Note:**

LBP FPM/Viton O-Rings can be used in KAN-therm Steel and Inox systems.  
Do not use in hot water installations.



### O-Ring EPDM Steel/Inox

GROUP: I

Size [mm]	*	Code			UM
66,7		1609182007	5	100	pc.
76,1		1609182023	5	100	pc.
88,9		1609182024	5	100	pc.
108		1609182025	5	50	pc.

**Note:**

EPDM O-Rings 76,1-108 can be used in KAN-therm Steel and Inox systems.  
O-Ring 66,7 is used for KAN-therm Steel fittings only.


coil bar pipes in tube bag carton box pallet **N** new available soon

\* custom-made - lead time max 4 weeks | \*\* availability as agreed | \*\*\* while stock lasts



## O-Ring FPM Viton Steel/Inox

GROUP: I


Size [mm]	*	Code			UM
66,7		<b>1609182015</b>	5	100	pc.
76,1		<b>1609182020</b>	5	100	pc.
88,9		<b>1609182021</b>	5	100	pc.
108		<b>1609182022</b>	5	50	pc.

**Note:**

LBP EPDM O-Rings 76,1-108 can be used in KAN-therm Steel and Inox systems.



O-Ring 66,7 is only used for Steel connector.

Do not use in hot water installations.



## Flat gasket FPM Viton Steel/Inox

GROUP: I

Size [mm]	*	Code			UM
15-18		<b>1509237000</b>	20	500	pc.
22		<b>1509237001</b>	20	500	pc.
28		<b>1509237002</b>	20	400	pc.
35		<b>1509237003</b>	20	400	pc.
42		<b>1509237004</b>	20	300	pc.
54		<b>1509237005</b>	20	300	pc.

**Note:**

FPM Viton flat gaskets can be used in KAN-therm Steel and Inox systems.

Gasket for unions and half unions of KAN-therm Steel and Inox systems.

Do not use in hot water installations.



## Tools



### Roller cutter for pipes

GROUP: K

Range [mm]	*	Code		UM
12-54		1948267025	1	pc.
35-108		1948267027	1	pc.



### Cutting wheel for roller cutter

GROUP: K

Range [mm]	*	Code		UM
12-108		1941267037	1	pc.

Intended for roller cutters, codes: 1948267025, 1948267027.



### Pipe cutting machine

GROUP: K

Range [mm]	*	Code		UM
22-108		1948183001	1	pc.

**Note:**  
The set includes a cutting wheel.



### Pipe cutting machine

GROUP: K

Range [mm]	*	Code		UM
54-168,3		1948267034	1	pc.

**Note:**  
The set does not include a cutting wheel.

 coil  bar  pipes in tube  bag  carton box  pallet **N** new  available soon

\* custom-made - lead time max 4 weeks | \*\* availability as agreed | \*\*\* while stock lasts

## Cutting wheel for pipe cutting machine

GROUP: K

Range [mm]	*	Code		UM
22-168,3		1941267041	1	pc.

Intended for pipe cutting machines, codes: 1948183001, 1948267034.



## Pipe support for cutting machine

GROUP: K

	*	Code		UM
		1948267029	1	pc.



## Deburrer for metal pipes

GROUP: K

Range [mm]	*	Code		UM
12-54		1948267015	1	pc.



## Tool set - deburrer and roller cutter

GROUP: K

Range [mm]	*	Code		UM
12-54	*	1948267023	1	set

Each set includes:

- 1948267025 - roller cutter for pipes 12-54 mm,
- 1948267015 - deburrer for pipes 12-54 mm,
- 1941267129 - case.



## Tool set - KAN-therm Mini battery press tool + "M" profile jaws

GROUP: K

Range [mm]	*	Code		UM
15-28		1936055009	1	pc.

Each set includes:

- 1936055008 - KAN-therm Mini press tool - 1 pc.,
- 1936267278 - jaws SBM M15 - 1 pc.,
- 1936267279 - jaws SBM M18 - 1 pc.,
- 1936267280 - jaws SBM M22 - 1 pc.,
- 1936267282 - jaws SBM M28 - 1 pc.,
- 1967267051 - battery RAML1 10,8 V Li-Ion 1,5 Ah - 2 pcs.,
- 1967267024 - charger LGML1 ~230 V 35 W,
- case - 1 pc.



 coil  bar  pipes in tube  bag  carton box  pallet **N** new  available soon

\* custom-made - lead time max 4 weeks | \*\* availability as agreed | \*\*\* while stock lasts



### KAN-therm AC 3000 electric press tool

GROUP: K

Range [mm]	*	Code		UM
12-54		1936267239	1	pc.

**Note:**  
The press tool is sold in a case.



### KAN-therm DC 4000 battery press tool

GROUP: K

Range [mm]	*	Code		UM
12-54		1936267238	1	pc.

**Note:**  
The press tool is sold with a battery, charger and case.



### Charger for KAN-therm DC 4000 battery press tool

GROUP: K

Version	*	Code		UM
10,8-36 V		1936267267	1	pc.



### Battery for KAN-therm DC 4000 press tool

GROUP: K

Version	*	Code		UM
18 V / 4 Ah		1936267266	1	pc.



### KAN-therm "M" profile press jaws

GROUP: K

Size [mm]	*	Code		UM
12		1936267248	1	pc.
15		1936267249	1	pc.
18		1936267250	1	pc.
22		1936267251	1	pc.
28		1936267252	1	pc.
35		1936267253	1	pc.

**Note:**  
The jaws work with KAN-therm: AC 3000, DC 4000 drives.

coil bar pipes in tube bag carton box pallet **N** new available soon

\* custom-made - lead time max 4 weeks | \*\* availability as agreed | \*\*\* while stock lasts

## KAN-therm "M" profile collar

GROUP: K

	Size [mm]	*	Code		UM
N	42		1936267283	1	pc.
N	54		1936267284	1	pc.

**Note:**

Use KAN-therm "M" profile collar jaws with KAN-therm ZBS1 adapter for KAN-therm press tools, AC 3000 (Steel, Inox, Copper), DC 4000 (Steel, Inox, Copper).



## ZBS1 adapter for KAN-therm "M" profile collar jaws

GROUP: K

	Size [mm]	*	Code		UM
N	42 - 54		1936267285	1	pc.

**Note:**

Use KAN-therm "M" profile collar jaws with KAN-therm ZBS1 adapter for KAN-therm press tools: AC 3000, DC 4000.



## REMS Power-Press ACC electric press tool

GROUP: K

	Range [mm]	*	Code		UM
	12-54		1936267219	1	pc.

**Note:**

The press tool is sold with a case.  
The set does not include jaws.



## REMS Power-Press SE Basic Pack electric press tool

GROUP: K

	Range [mm]	*	Code		UM
	12-54		1936267160	1	pc.

**Note:**

The press tool is sold with a case.  
The set does not include jaws.



## REMS Akku Press battery press tool

GROUP: K

	Range [mm]	*	Code		UM
	12-54		1936267152	1	pc.

**Note:**

The press tool is sold with a battery, charger and case.  
The set does not include jaws.





## REMS "M" profile press jaws

GROUP: K

Size [mm]	*	Code		UM
12		1948267046	1	pc.
15		1948267048	1	pc.
18		1948267052	1	pc.
22		1948267056	1	pc.
28		1948267061	1	pc.
35		1948267065	1	pc.
42		1948267067	1	pc.
54		1948267069	1	pc.

**Note:**

The jaws work with Power-Press SE, Akku-Press, Power-Press ACC drives.



## Set of REMS "M" profile press jaws

GROUP: K

Range [mm]	*	Code		UM
42-54		1948267130	1	set

Each set includes:

- 1948267067 - jaws "M" to diameter 42 mm,
- 1948267069 - jaws "M" to diameter 54 mm,
- case.

Jaws work with Power-Press SE, Akku-Press, Power-Press ACC drives.



## REMS tool set - electric Power-Press SE press tool and "M" profile jaws

GROUP: K

Range [mm]	*	Code		UM
15-35		1948267033	1	set

Each set includes:

- 1936267160 - electric press tool REMS Power-Press SE,
- 1948267048 - jaws "M" to diameter 15 mm,
- 1948267052 - jaws "M" to diameter 18 mm,
- 1948267056 - jaws "M" to diameter 22 mm,
- 1948267061 - jaws "M" to diameter 28 mm,
- 1948267065 - jaws "M" to diameter 35 mm,
- case.



## Novopress tool set - ACO103 BT battery press tool + "M" profile jaws

GROUP: K

Range [mm]	*	Code		UM
15-28	*	1948055008	1	pc.

Each set includes:

- battery press tool - 1 pc.,
- 1948267093 - jaws M15 for press tool - 1 pc.,
- 1948267095 - jaws M18 for press tool - 1 pc.,
- 1942121002 - jaws M22 for press tool - 1 pc.,
- 1948267097 - jaws M28 for press tool - 1 pc.,
- 1938267047 - charger - 1 pc.,
- 1938267002 - battery 2 Ah - 2 pcs.,
- case.

## Novopress EFP203 electric press tool

GROUP: K

Range [mm]	*	Code		UM
12-54		1948267210	1	pc.

**Note:**

The press tool is sold with a plastic case.



## Novopress ACO203XL BT press tool

GROUP: K

Range [mm]	*	Code		UM
12-108		1948267181	1	pc.


Each set includes:

- battery press tool - 1 pc.,
- battery 18 V / 5.0 Ah Li-Ion Milwaukee - 2 pcs.,
- charger - 1 pc.,
- lubricant - 1 pc.,
- plastic case.



## Novopress PB2 "M" profile press jaws

GROUP: K

Size [mm]	*	Code		UM
12		1948267134	1	pc.
15		1948267135	1	pc.
18		1948267137	1	pc.
22		1948267139	1	pc.
28		1948267141	1	pc.
35		1948267143	1	pc.


**Note:**

The jaws work with EFP203 and ACO203XL drives.



## Novopress "M" profile Snap On collar

GROUP: K

Size [mm]	*	Code		UM
42		1948267119	1	pc.
54		1948267121	1	pc.
66,7	*	1948267089	1	pc.
76,1		1948267145	1	pc.
88,9		1948267044	1	pc.
108		1948267038	1	pc.

**Note:**

Use jaws for diameters 66,7, 76,1 and 88,9 mm with adapter ZB221 for ACO203XL.  
Use the jaw with a diameter of 66,7 mm with adapter ZB323 for ECO301.  
Use the jaw with a diameter of 108 mm with adapter ZB221 and ZB222 for ACO203XL.





## HP Snap On collar for Novopress ECO301, ACO203XL, EFP203

GROUP: K

Size [mm]	*	Code		UM
35	*	1948267124	1	pc.
42	*	1948267126	1	pc.
54	*	1948267128	1	pc.

**Note:**

Jaws for diameters 35-54 mm with ECO301 press tool use with ZB303 adapter.

Jaws for diameters 35-54 mm with ACO203XL and EFP203 crimping tool use with ZB203 adapter.

Do not use jaw 54 with the ACO203XL and EFP203 crimper to join KAN-therm Inox system pipes (1.4404 and 1.4521) with a diameter of 54 mm.



## Novopress ZB203 adapter

GROUP: K

Range [mm]	*	Code		UM
35-54		1948267000	1	pc.

**Note:**

Adapter for EFP203 and ACO203XL drives.

Press: 50-63 mm.

Steel & Inox: 35-54 mm.

Copper: 42-54 mm.



## Novopress ZB221 Adapter

GROUP: K

Range [mm]	*	Code		UM
66,7-108		1948267005	1	pc.

**Note:**

Adapter for ACO203XL drive.

For a diameter of 108 mm, adapter ZB221 is used to make the first crimp, and adapter ZB222 for the second crimp.



## Novopress ZB222 Adapter

GROUP: K

Range [mm]	*	Code		UM
66,7-108		1948267007	1	pc.

**Note:**

Adapter for ACO203XL drive.

For a diameter of 108 mm, adapter ZB221 is used to make the first crimp, and adapter ZB222 for the second crimp.



## Novopress ACO403 battery press tool

GROUP: K

Range [mm]	*	Code		UM
76,1-108		1948267209	1	pc.

Each set includes:

- battery press tool - 1 pc.,
- battery 18 V / 5.0 Ah Li-Ion Milwaukee - 2 pcs.,
- charger - 1 pc.,
- lubricant - 1 pc.,
- plastic case



## Novopress "M" profile HP collar

GROUP: K

Size [mm]	*	Code		UM
76,1	*	<b>1948267100</b>	1	pc.
88,9	*	<b>1948267102</b>	1	pc.
108	*	<b>1948267098</b>	1	pc.

**Note:**

The jaws work with ACO401 and ACO403 drives.



 coil 
  bar 
  pipes in tube 
  bag 
  carton box 
  pallet 
  new 
  available soon

\* custom-made - lead time max 4 weeks | \*\* availability as agreed | \*\*\* while stock lasts





Install the **future**



SYSTEM **KAN-therm**

**Inox**

Noble material  
Giga possibilities

EN 24/07

Ø **12-168,3 mm**

# Table of contents

## SYSTEM **KAN-therm** Inox

Pipes .....	<b>107</b>
Connectors .....	<b>108</b>
Accessories .....	<b>121</b>
Tools .....	<b>123</b>

# SYSTEM KAN-therm Inox

## Pipes

### Stainless steel pipe 1.4404 - bar

GROUP: H

Size [mm]	*	Code			UM
12x1,0	***	1629194065	6	1014	m
15x1,0		1629194001	6	762	m
18x1,0		1629194002	6	366	m
22x1,2		1629194003	6	366	m
28x1,2		1629194004	6	222	m
35x1,5		1629194005	6	222	m
42x1,5		1629194006	6	114	m
54x1,5		1629194007	6	114	m
76,1x2,0		1629194008	6	144	m
88,9x2,0		1629194009	6	96	m
108x2,0		1629194000	6	78	m
139,7x2,0	**	1629194035	6	60	m
168,3x2,0	**	1629194036	6	54	m




**Note:**

Operating pressure depends on the type of transported medium, diameter range and tools used to make connections:  
 ■ 12-168,3 mm up to 16 bar (tools with jaws with M profile). Not applicable to compressed air systems - refer to the "Designer and Contractor Guidebook" for operating conditions.

### Stainless steel pipe 1.4521 - bar

GROUP: H

Size [mm]	*	Code			UM
15x1,0		1629194021	6	762	m
18x1,0		1629194023	6	396	m
22x1,2		1629194025	6	366	m
28x1,2		1629194027	6	222	m
35x1,5		1629194029	6	222	m
42x1,5		1629194031	6	114	m
54x1,5		1629194033	6	114	m
76,1x2,0		1629194066	6	144	m
88,9x2,0		1629194067	6	96	m
108x2,0		1629194068	6	78	m



**Note:**

Operating pressure depends on the type of transported medium, diameter range and tools used to make connections:  
 ■ 15-108 mm up to 16 bar (tools with jaws with M profile). Not applicable to compressed air systems - refer to the "Designer and Contractor Guidebook" for operating conditions.

 coil 
  bar 
  pipes in tube 
  bag 
  carton box 
  pallet 
  new 
  available soon

\* custom-made - lead time max 4 weeks | \*\* availability as agreed | \*\*\* while stock lasts

## Connectors



### Female connector



GROUP: G

Size [mm]	*	Code			UM
12 Rp $\frac{3}{8}$ "	***	1609042026	10	50	pc.
12 Rp $\frac{1}{2}$ "	***	1609042025	10	50	pc.
15 Rp $\frac{1}{2}$ "		1609042000	10	130	pc.
15 Rp $\frac{3}{4}$ "		1609042001	10	90	pc.
18 Rp $\frac{1}{2}$ "		1609042002	10	120	pc.
18 Rp $\frac{3}{4}$ "		1609042003	10	80	pc.
22 Rp $\frac{1}{2}$ "		1609042005	10	100	pc.
22 Rp $\frac{3}{4}$ "		1609042006	10	100	pc.
22 Rp1"		1609042004	10	60	pc.
28 Rp $\frac{1}{2}$ "		1609042027	10	40	pc.
28 Rp $\frac{3}{4}$ "		1609042009	10	40	pc.
28 Rp1"		1609042007	10	60	pc.
28 Rp1 $\frac{1}{4}$ "		1609042008	10	30	pc.
35 Rp1"		1609042012	10	20	pc.
35 Rp1 $\frac{1}{4}$ "		1609042011	10	30	pc.
35 Rp1 $\frac{1}{2}$ "		1609042010	10	20	pc.
42 Rp1 $\frac{1}{4}$ "		1609042014	4	12	pc.
42 Rp1 $\frac{1}{2}$ "		1609042013	4	24	pc.
54 Rp1 $\frac{1}{2}$ "		1609042015	1	12	pc.
54 Rp2"		1609042016	4	12	pc.



### Male connector

GROUP: G

Size [mm]	*	Code			UM
12 R $\frac{3}{8}$ "	***	1609045042	10	50	pc.
12 R $\frac{1}{2}$ "	***	1609045041	10	50	pc.
15 R $\frac{1}{2}$ "		1609045004	10	200	pc.
15 R $\frac{3}{4}$ "		1609045005	10	80	pc.
18 R $\frac{1}{2}$ "		1609045006	10	160	pc.
18 R $\frac{3}{4}$ "		1609045007	10	100	pc.
22 R $\frac{1}{2}$ "		1609045009	10	70	pc.
22 R $\frac{3}{4}$ "		1609045010	10	100	pc.
22 R1"		1609045008	10	60	pc.
28 R $\frac{3}{4}$ "		1609045013	10	50	pc.
28 R1"		1609045012	10	60	pc.
28 R1 $\frac{1}{4}$ "		1609045011	10	30	pc.
35 R1"		1609045015	10	40	pc.
35 R1 $\frac{1}{4}$ "		1609045016	5	40	pc.
35 R1 $\frac{1}{2}$ "		1609045014	10	20	pc.
42 R1 $\frac{1}{4}$ "		1609045018	4	12	pc.
42 R1 $\frac{1}{2}$ "		1609045017	4	24	pc.
54 R1 $\frac{1}{2}$ "		1609045019	4	16	pc.
54 R2"		1609045020	4	12	pc.
76,1 R2 $\frac{1}{2}$ "		1609045002	2	20	pc.
88,9 R3"		1609045003	-	2	pc.

 coil  bar  pipes in tube  bag  carton box  pallet **N** new  available soon

\* custom-made - lead time max 4 weeks | \*\* availability as agreed | \*\*\* while stock lasts

## Coupling Inox/Groove



GROUP: G

Size [mm]	*	Code			UM
28 / 33,7		1609042030	10	30	pc.
35 / 42,4		1609042031	10	30	pc.
42 / 48,3		1609042032	5	20	pc.
54 / 60,3		1609042033	5	15	pc.
76,1		1609042034	1	30	pc.
88,9		1609042035	2	30	pc.
108 / 114		1609042028	1	10	pc.



## Female slip connector


GROUP: G

Size [mm]	*	Code			UM
22 Rp $\frac{1}{2}$ "		1609042037	10	60	pc.
22 Rp $\frac{3}{4}$ "		1609042038	10	60	pc.
28 Rp $\frac{1}{2}$ "		1609042039	10	40	pc.
28 Rp $\frac{3}{4}$ "		1609042040	10	40	pc.



## Female union

GROUP: G

Size [mm]	*	Code			UM
15 Rp $\frac{1}{2}$ "		1609271000	2	60	pc.
15 Rp $\frac{3}{4}$ "		1609271001	2	40	pc.
18 Rp $\frac{1}{2}$ "		1609271002	2	40	pc.
18 Rp $\frac{3}{4}$ "		1609271003	2	40	pc.
22 Rp $\frac{3}{4}$ "		1609271010	2	40	pc.
22 Rp1"		1609271004	2	30	pc.
28 R1"		1609271011	2	26	pc.
35 R1 $\frac{1}{4}$ "		1609271012	1	20	pc.
42 R1 $\frac{1}{2}$ "		1609271013	2	8	pc.
54 Rp2"		1609271009	2	4	pc.



## Male union

GROUP: G

Size [mm]	*	Code			UM
15 R $\frac{1}{2}$ "		1609272000	2	50	pc.
15 R $\frac{3}{4}$ "		1609272011	2	60	pc.
18 R $\frac{1}{2}$ "		1609272012	2	60	pc.
18 R $\frac{3}{4}$ "		1609272003	2	60	pc.
22 R $\frac{1}{2}$ "		1609272005	2	40	pc.
22 R $\frac{3}{4}$ "		1609272013	2	40	pc.
22 R1"		1609272004	2	30	pc.
28 R1"		1609272014	2	30	pc.
35 R1 $\frac{1}{4}$ "		1609272015	2	16	pc.
42 R1 $\frac{1}{2}$ "		1609272009	2	12	pc.
54 R2"		1609272016	2	4	pc.



 coil  bar  pipes in tube  bag  carton box  pallet **N** new **i** available soon

\* custom-made - lead time max 4 weeks | \*\* availability as agreed | \*\*\* while stock lasts



### Union

GROUP: G

Size [mm]	*	Code			UM
15		1609271021	2	50	pc.
18		1609271022	2	60	pc.
22		1609271023	2	40	pc.
28		1609271024	2	30	pc.
35		1609271025	1	16	pc.
42		1609271026	2	12	pc.
54		1609271027	2	4	pc.



### Female half union with flat sealing

GROUP: G

Size [mm]	*	Code			UM
15 G $\frac{3}{4}$ "		1609271014	10	120	pc.
18 G $\frac{3}{4}$ "		1609271015	10	100	pc.
22 G1"		1609271016	10	60	pc.
28 G1 $\frac{1}{4}$ "		1609271017	10	40	pc.
35 G1 $\frac{1}{2}$ "		1609271018	4	32	pc.
42 G1 $\frac{3}{4}$ "		1609271019	4	12	pc.
54 G2 $\frac{3}{8}$ "		1609271020	4	8	pc.



### Straight coupling

GROUP: G

Size [mm]	*	Code			UM
12	***	1609245002	10	70	pc.
15		1609245003	10	140	pc.
18		1609245004	10	140	pc.
22		1609245012	10	80	pc.
28		1609245013	10	60	pc.
35		1609245014	5	40	pc.
42		1609245015	4	24	pc.
54		1609245016	4	16	pc.
76,1		1609245010	4	24	pc.
88,9		1609245011	4	8	pc.
108		1609245000	2	10	pc.
139,7	**	1609245017	1	1	pc.
168,3	**	1609245018	1	1	pc.



### Slip coupling

GROUP: G

Size [mm]	*	Code			UM
15		1609080001	10	140	pc.
18		1609080002	10	100	pc.
22		1609080003	10	60	pc.
28		1609080004	10	40	pc.
35		1609080005	5	20	pc.
42		1609080010	4	16	pc.
54		1609080007	2	8	pc.
76,1		1609080008	2	6	pc.
88,9		1609080009	2	10	pc.
108		1609080000	2	4	pc.

coil 
 bar 
 pipes in tube 
 bag 
 carton box 
 pallet 
 new 
 available soon

\* custom-made - lead time max 4 weeks | \*\* availability as agreed | \*\*\* while stock lasts



## Elbow 90°

GROUP: G

Size [mm]	*	Code			UM
12	***	1609068149	10	70	pc.
15		1609068150	10	150	pc.
18		1609068151	10	90	pc.
22		1609068152	10	60	pc.
28		1609068115	5	30	pc.
35		1609068153	5	20	pc.
42		1609068154	2	8	pc.
54		1609068155	2	8	pc.
76,1		1609068125	2	10	pc.
88,9		1609068128	2	8	pc.
108		1609068107	2	4	pc.
139,7	**	1609068156	1	1	pc.
168,3	**	1609068157	1	1	pc.



## Plain end elbow 90°

GROUP: G

Size [mm]	*	Code			UM
15		1609068143	10	120	pc.
18		1609068144	10	60	pc.
22		1609068133	5	60	pc.
28		1609068145	5	30	pc.
35		1609068146	5	10	pc.
42		1609068147	2	8	pc.
54		1609068148	2	6	pc.
76,1		1609068139	2	10	pc.
88,9		1609068141	1	8	pc.
108		1609068130	2	4	pc.
<b>N</b> 139,7	*	1609068194	-	1	pc.
<b>N</b> 168,3	*	1609068195	-	1	pc.



## Elbow 45°

GROUP: G

Size [mm]	*	Code			UM
15		1609068079	10	150	pc.
18		1609068080	10	120	pc.
22		1609068051	10	70	pc.
28		1609068052	10	40	pc.
35		1609068081	5	25	pc.
42		1609068082	2	16	pc.
54		1609068083	2	8	pc.
76,1		1609068057	-	2	pc.
88,9		1609068059	2	8	pc.
108		1609068048	2	6	pc.
139,7	**	1609068084	-	1	pc.
168,3	**	1609068085	1	1	pc.



 coil 
  bar 
  pipes in tube 
  bag 
  carton box 
  pallet 
 **N** new 
  available soon

\* custom-made - lead time max 4 weeks | \*\* availability as agreed | \*\*\* while stock lasts



### Plain end elbow 45°

GROUP: G

Size [mm]	*	Code			UM
15		1609068073	10	150	pc.
18		1609068074	10	120	pc.
22		1609068075	10	60	pc.
28		1609068076	10	40	pc.
35		1609068066	5	25	pc.
42		1609068077	4	16	pc.
54		1609068078	2	8	pc.
76,1		1609068070	2	12	pc.
88,9		1609068072	-	2	pc.
108		1609068061	2	4	pc.
<b>N</b> 139,7	*	1609068192	-	1	pc.
<b>N</b> 168,3	*	1609068193	-	1	pc.



### Tee



GROUP: G

Size [mm]	*	Code			UM
12	***	1609257045	10	60	pc.
15		1609257002	10	80	pc.
18		1609257046	10	40	pc.
22		1609257005	10	40	pc.
28		1609257047	5	25	pc.
35		1609257048	5	15	pc.
42		1609257049	4	8	pc.
54		1609257050	2	6	pc.
76,1		1609257010	2	8	pc.
88,9		1609257011	2	6	pc.
108		1609257000	2	2	pc.
139,7	**	1609257001	-	1	pc.
168,3	**	1609257003	-	1	pc.

## Reducing tee

## GROUP: G



Size [mm]	*	Code			UM
18 / 15 / 18		1609260014	10	60	pc.
22 / 15 / 22		1609260046	10	50	pc.
22 / 18 / 22		1609260047	10	50	pc.
28 / 15 / 28		1609260048	5	30	pc.
28 / 18 / 28		1609260049	10	30	pc.
28 / 22 / 28		1609260050	5	30	pc.
35 / 15 / 35		1609260020	5	20	pc.
35 / 18 / 35		1609260021	5	20	pc.
35 / 22 / 35		1609260022	5	20	pc.
35 / 28 / 35		1609260051	5	20	pc.
42 / 22 / 42		1609260024	4	12	pc.
42 / 28 / 42		1609260052	4	12	pc.
42 / 35 / 42		1609260053	4	12	pc.
54 / 22 / 54		1609260054	2	8	pc.
54 / 28 / 54		1609260030	2	8	pc.
54 / 35 / 54		1609260055	2	8	pc.
54 / 42 / 54		1609260032	2	8	pc.
76,1 / 22 / 76,1		1609260035	2	12	pc.
76,1 / 28 / 76,1		1609260036	-	2	pc.
76,1 / 35 / 76,1		1609260037	2	10	pc.
76,1 / 42 / 76,1		1609260038	2	12	pc.
76,1 / 54 / 76,1		1609260039	1	4	pc.
88,9 / 22 / 88,9		1609260040	2	10	pc.
88,9 / 28 / 88,9		1609260041	-	2	pc.
88,9 / 35 / 88,9		1609260042	-	2	pc.
88,9 / 42 / 88,9		1609260043	2	8	pc.
88,9 / 54 / 88,9		1609260044	-	2	pc.
88,9 / 76,1 / 88,9		1609260045	2	2	pc.
108 / 22 / 108		1609260000	-	2	pc.
108 / 28 / 108		1609260001	2	6	pc.
108 / 35 / 108		1609260002	2	6	pc.
108 / 42 / 108		1609260003	-	2	pc.
108 / 54 / 108		1609260004	-	2	pc.
108 / 76,1 / 108		1609260005	-	2	pc.
108 / 88,9 / 108		1609260006	1	2	pc.
139,7 / 76,1 / 139,7	**	1609260008	1	1	pc.
139,7 / 88,9 / 139,7	**	1609260009	1	1	pc.
139,7 / 108 / 139,7	**	1609260007	1	1	pc.
168,3 / 76,1 / 168,3	**	1609260012	1	1	pc.
168,3 / 88,9 / 168,3	**	1609260013	1	1	pc.
168,3 / 108 / 168,3	**	1609260010	1	1	pc.
168,3 / 139,7 / 168,3	**	1609260011	1	1	pc.



 coil 
  bar 
  pipes in tube 
  bag 
  carton box 
  pallet 
  new 
  available soon

\* custom-made - lead time max 4 weeks | \*\* availability as agreed | \*\*\* while stock lasts



## Plain end reducer

GROUP: G

Size [mm]	*	Code			UM
15 / 12	***	1609220000	10	200	pc.
18 / 15		1609221003	10	200	pc.
22 / 15		1609221023	10	140	pc.
22 / 18		1609221024	10	120	pc.
28 / 15		1609221025	10	70	pc.
28 / 18		1609221007	10	100	pc.
28 / 22		1609221026	10	80	pc.
35 / 15		1609221027	5	50	pc.
35 / 18		1609221028	5	50	pc.
35 / 22		1609221029	5	50	pc.
35 / 28		1609221030	5	60	pc.
42 / 15		1609221031	5	30	pc.
42 / 18		1609221032	5	30	pc.
42 / 22		1609221033	4	24	pc.
42 / 28		1609221034	4	24	pc.
42 / 35		1609221035	4	24	pc.
54 / 15		1609221036	4	16	pc.
54 / 18		1609221037	4	16	pc.
54 / 22		1609221015	4	16	pc.
54 / 28		1609221016	4	16	pc.
54 / 35		1609221038	4	16	pc.
54 / 42		1609221039	4	16	pc.
76,1 / 42		1609221019	1	12	pc.
76,1 / 54		1609221020	4	32	pc.
88,9 / 54		1609221021	4	24	pc.
88,9 / 76,1		1609221022	4	12	pc.
108 / 54		1609221000	2	2	pc.
108 / 76,1		1609221001	2	2	pc.
108 / 88,9		1609221002	2	10	pc.
139,7 / 88,9	**	1609221041	-	1	pc.
139,7 / 108	**	1609221040	1	1	pc.
168,3 / 88,9	**	1609221044	1	1	pc.
168,3 / 108	**	1609221042	1	1	pc.
168,3 / 139,7	**	1609221043	-	1	pc.



## Female elbow 90°

GROUP: G


Size [mm]	*	Code			UM
15 Rp½"		1609068000	10	80	pc.
18 Rp½"		1609068001	10	90	pc.
22 Rp½"		1609068003	10	50	pc.
22 Rp¾"		1609068002	10	50	pc.
28 Rp½"		1609068009	5	30	pc.
28 Rp¾"		1609068005	5	30	pc.
28 Rp1"		1609068008	10	30	pc.
35 Rp½"		1609068011	5	10	pc.
35 Rp¾"		1609068007	5	10	pc.
35 Rp1"		1609068010	5	10	pc.
35 Rp1¼"		1609068012	5	10	pc.

 coil 
  bar 
  pipes in tube 
  bag 
  carton box 
  pallet 
  new 
  available soon

\* custom-made - lead time max 4 weeks | \*\* availability as agreed | \*\*\* while stock lasts

## Female elbow 90° with plain end

GROUP: G

Size [mm]	*	Code			UM
15 Rp1/2"		1609068013	10	40	pc.



## Male elbow 90°



GROUP: G

Size [mm]	*	Code			UM
15 R1/2"		1609070000	10	80	pc.
18 R1/2"		1609070002	10	80	pc.
22 R3/4"		1609070004	10	60	pc.
28 R1"		1609070005	10	30	pc.
35 R1 1/4"		1609070006	5	20	pc.
42 R1 1/2"		1609070009	2	16	pc.
54 R2"		1609070010	2	8	pc.



## Female tee


GROUP: G

Size [mm]	*	Code			UM
15 Rp1/2"		1609257014	10	70	pc.
18 Rp1/2"		1609257015	10	50	pc.
18 Rp3/4"		1609257016	10	50	pc.
22 Rp1/2"		1609257017	10	40	pc.
22 Rp3/4"		1609257018	10	40	pc.
28 Rp1/2"		1609257038	5	30	pc.
28 Rp3/4"		1609257039	10	30	pc.
28 Rp1"		1609257019	5	30	pc.
35 Rp1/2"		1609257040	5	20	pc.
35 Rp3/4"		1609257041	5	20	pc.
35 Rp1"		1609257022	5	20	pc.
42 Rp1/2"		1609257027	4	16	pc.
42 Rp3/4"		1609257042	4	12	pc.
42 Rp1"		1609257026	4	12	pc.
54 Rp1/2"		1609257031	2	8	pc.
54 Rp3/4"		1609257044	2	8	pc.
54 Rp1"		1609257030	2	8	pc.
54 Rp2"		1609257043	2	6	pc.
76,1 Rp3/4"		1609257035	2	12	pc.
76,1 Rp2"		1609257034	2	10	pc.
88,9 Rp3/4"		1609257037	2	8	pc.
88,9 R2"		1609257036	-	2	pc.
108 Rp3/4"		1609257013	2	6	pc.
108 Rp2"		1609257012	2	6	pc.
<b>N</b> 139,7 Rp3/4"	*	1609257063	-	1	pc.
<b>N</b> 139,7 Rp2"	*	1609257064	-	1	pc.



 coil 
  bar 
  pipes in tube 
  bag 
  carton box 
  pallet 
 **N** new 
  available soon

\* custom-made - lead time max 4 weeks | \*\* availability as agreed | \*\*\* while stock lasts




### Female directly fixed wallplate elbow - L = 41 mm

GROUP: G

Size [mm]	*	Code							UM
15 Rp $\frac{1}{2}$ "		1609285009					10	90	pc.

**Note:**  
B = 28 mm.




### Female directly fixed wallplate elbow - L = 44 mm

GROUP: G

Size [mm]	*	Code							UM
18 Rp $\frac{1}{2}$ "		1609285002					10	80	pc.

**Note:**  
B = 28 mm.



### Female directly fixed wallplate elbow - L = 52 mm

GROUP: G

Size [mm]	*	Code							UM
22 Rp $\frac{3}{4}$ "		1609285003					10	50	pc.

**Note:**  
B = 33 mm.



### Female directly fixed wallplate elbow - L = 63 mm

GROUP: G

Size [mm]	*	Code							UM
15 Rp $\frac{1}{2}$ "		1609285004					20	40	pc.
18 Rp $\frac{1}{2}$ "		1609285007					20	40	pc.

**Note:**  
1609285004: Size B = 28 mm.  
1609285007: Size B = 28 mm.



### Female directly fixed wallplate elbow - L = 64 mm

GROUP: G

Size [mm]	*	Code							UM
22 Rp $\frac{3}{4}$ "		1609285008					10	40	pc.

**Note:**  
Size B = 33 mm.

## Axial compensator

GROUP: G

Size [mm]	*	Code			UM
N 15		1609037002	10	60	pc.
N 18		1609037004	10	60	pc.
N 22		1609037005	5	30	pc.
N 28		1609037007	4	20	pc.
N 35		1609037008	4	16	pc.
N 42		1609037010	2	6	pc.
N 54		1609037011	1	4	pc.



**Note:**

The warranty is provided for 1000 cycles of operation when used as intended.  
The axial compensator is suitable only for absorbing axial movements of the pipeline.



## Axial compensator

GROUP: G

Size [mm]	*	Code			UM
N 76,1		1609037013	2	8	pc.
N 88,9		1609037014	2	4	pc.
N 108		1609037000	2	6	pc.

**Note:**

The warranty is provided for 1000 cycles of operation when used as intended.  
The axial compensator is suitable only for absorbing axial movements of the pipeline.



## Crossover


GROUP: G

Size [mm]	*	Code			UM
15		1609178000	10	80	pc.
18		1609178001	10	50	pc.
22		1609178002	10	50	pc.
28		1609178003	10	20	pc.



## Bend 15°

GROUP: G

Size [mm]	*	Code			UM
28		1609011002	10	40	pc.
35		1609011003	5	15	pc.
42		1609011004	2	20	pc.
54		1609011005	1	6	pc.





### Bend 30°

GROUP: G

Size [mm]	*	Code			UM
28		1609011009	10	40	pc.
35		1609011008	4	12	pc.
42		1609011010	2	20	pc.
54		1609011011	1	8	pc.



### Bend 60°

GROUP: G

Size [mm]	*	Code			UM
28		1609011014	5	30	pc.
35		1609011015	4	12	pc.
42		1609011016	5	20	pc.
54		1609011017	2	6	pc.



### Bend 90°

GROUP: G

Size [mm]	*	Code			UM
15		1609011018	10	70	pc.
18		1609011019	10	50	pc.
22		1609011025	2	4	pc.
28		1609011026	5	20	pc.
35		1609011027	4	8	pc.
42		1609011028	2	4	pc.
54		1609011029	2	10	pc.



### Stop end

GROUP: G

Size [mm]	*	Code			UM
15		1609250002	20	80	pc.
18		1609250004	20	300	pc.
22		1609250006	10	150	pc.
28		1609250020	10	130	pc.
35		1609250010	5	75	pc.
42		1609250012	4	48	pc.
54		1609250021	1	24	pc.
76,1		1609250016	2	4	pc.
88,9		1609250018	2	4	pc.
108		1609250000	2	4	pc.

coil 
 bar 
 pipes in tube 
 bag 
 carton box 
 pallet 
 new 
 available soon

\* custom-made - lead time max 4 weeks | \*\* availability as agreed | \*\*\* while stock lasts



## Ball valve

GROUP: G

	Size [mm]	*	Code			UM
N	15		1609278000	1	25	pc.
N	18		1609278001	1	25	pc.
N	22		1609278002	1	15	pc.
N	28		1609278003	1	10	pc.
N	35		1609278004	1	10	pc.
N	42		1609278005	1	7	pc.
N	54		1609278006	1	5	pc.

The ball is made of stainless steel 1.4401.  
Max working pressure 16 bar  
Warranty for 5 years.



## Ball valve with female half union with flat sealing

GROUP: G



	Size [mm]	*	Code			UM
N	15 G $\frac{3}{4}$ "		1609278007	1	25	pc.
N	18 G $\frac{3}{4}$ "		1609278008	1	25	pc.
N	22 G $\frac{3}{4}$ "		1609278009	1	15	pc.
N	28 G $1\frac{1}{4}$ "		1609278010	1	10	pc.
N	35 G $1\frac{1}{2}$ "		1609278011	1	10	pc.
N	42 G $1\frac{3}{4}$ "		1609278012	1	7	pc.
N	54 G $2\frac{1}{4}$ "		1609278013	1	5	pc.

The ball is made of stainless steel 1.4401.  
Max working pressure 16 bar  
Warranty for 5 years.

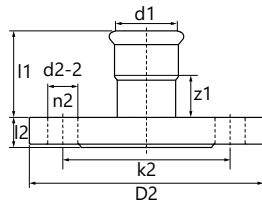


## Flange adapter

GROUP: G

	Size [mm]	*	Code			UM
	15 R $1\frac{1}{8}$ "		1609090001	20	100	pc.
	15 R $1\frac{1}{2}$ "		1609090000	20	100	pc.
	18 R $1\frac{1}{4}$ "		1609090011	20	100	pc.
	18 R $1\frac{1}{2}$ "		1609090010	20	100	pc.
	22 R $1\frac{1}{4}$ "		1609090005	20	80	pc.
	22 R $1\frac{1}{2}$ "		1609090004	20	80	pc.
	22 R $1\frac{1}{2}$ "		1609090006	20	80	pc.
	35 R2"		1609090007	10	30	pc.
	42 R $2\frac{1}{4}$ "		1609090008	10	30	pc.
	54 R $2\frac{3}{4}$ "		1609090012	5	20	pc.





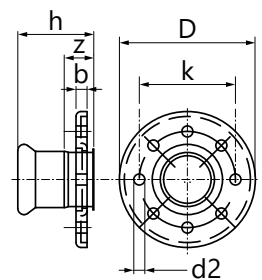
### Flange PN16

GROUP: G

Size [mm]	*	Code			UM
15 DN15		1609091004	1	15	pc.
18 DN15		1609091005	1	15	pc.
22 DN20		1609091006	1	12	pc.
28 DN25		1609091007	1	12	pc.
35 DN32		1609091001	1	6	pc.
42 DN40		1609091008	1	4	pc.
54 DN50		1609091009	1	2	pc.
76,1 DN65		1609091002	1	2	pc.
88,9 DN80		1609091003	1	2	pc.
108 DN100		1609091000	1	2	pc.

**Note:**  
Complete the flat gasket yourself.

Code	d1	l1	l2	z1	k2	D2	d2-2	n2
1609091004	15	43	13	23	65	95	14	4
1609091005	18	44	13	24	65	95	14	4
1609091006	22	45	14	24	75	105	14	4
1609091007	28	49	16	26	85	115	14	4
1609091001	35	51	17	26	100	140	18	4
1609091008	42	59	18	29	110	150	18	4
1609091009	54	69	18	34	125	165	18	4
1609091002	76,1	108	18	53	145	185	18	4
1609091003	88,9	127	20	64	160	200	18	8
1609091000	108	147	20	70	180	220	18	8



### Flange PN16

GROUP: G

Size [mm]	*	Code			UM
139,7 DN125	**	1609091010	1	1	pc.
168,3 DN150	**	1609091011	1	1	pc.

**Note:**  
Complete the flat gasket yourself.

Code	D	k	b	d2	h	z	n2
1609091010	250	210	22	18	138	41	8
1609091011	285	240	24	22	171	54	8

## Accessories

### Plastic plug for pipe transport

GROUP: 9999

Size [mm]	*	Code		UM
N 15		2141183000	2000	pc.
N 18		2141183001	2000	pc.
N 22		2141183002	2000	pc.
N 28		2141183003	2000	pc.
N 35		2141183004	2000	pc.
N 42		2141183005	1000	pc.
N 54		2141183006	500	pc.



### O-Ring LBP EPDM Steel/Inox

GROUP: I

Size [mm]	*	Code			UM
12	*	1509182021	20	1000	pc.
15		1509182022	20	600	pc.
18		1509182023	20	500	pc.
22		1509182024	20	500	pc.
28		1509182025	20	400	pc.
35		1509182026	20	400	pc.
42		1509182027	20	300	pc.
54		1509182028	20	300	pc.



**Note:**

LBP EPDM O-Rings can be used in KAN-therm Steel and Inox systems.

### O-Ring LBP FPM Viton Steel/Inox

GROUP: I

Size [mm]	*	Code			UM
15		1509182030	20	600	pc.
18		1509182029	20	500	pc.
22		1509182031	20	500	pc.
28		1509182032	20	400	pc.
35		1509182033	20	400	pc.
42		1509182034	20	300	pc.
54		1509182035	20	300	pc.



**Note:**

LBP FPM/Viton O-Rings can be used in KAN-therm Steel and Inox systems.  
Do not use in hot water installations.

### O-Ring EPDM Steel/Inox

GROUP: I

Size [mm]	*	Code			UM
76,1		1609182023	5	100	pc.
88,9		1609182024	5	100	pc.
108		1609182025	5	50	pc.
139,7		1609182016	-	1	pc.
168,3		1609182017	-	1	pc.




**Note:**

EPDM O-Rings 76,1 - 108 can be used in KAN-therm Steel and Inox systems.  
O-Ring 66,7 is used for KAN-therm Steel fittings only.

 coil  bar  pipes in tube  bag  carton box  pallet **N** new **i** available soon

\* custom-made - lead time max 4 weeks | \*\* availability as agreed | \*\*\* while stock lasts



### O-Ring FPM Viton Steel/Inox

GROUP: I

Size [mm]	*	Code			UM
76,1		<b>1609182020</b>	5	100	pc.
88,9		<b>1609182021</b>	5	100	pc.
108		<b>1609182022</b>	5	50	pc.
139,7	**	<b>1609182018</b>	-	1	pc.
168,3	**	<b>1609182019</b>	-	1	pc.

**Note:**

LBP EPDM O-Rings 76,1 - 108 can be used in KAN-therm Steel and Inox systems.  
 O-Ring 66,7 is only used for Steel connector.  
 Do not use in hot water installations.



### Flat gasket FPM Viton Steel/Inox

GROUP: I

Size [mm]	*	Code			UM
15-18		<b>1509237000</b>	20	500	pc.
22		<b>1509237001</b>	20	500	pc.
28		<b>1509237002</b>	20	400	pc.
35		<b>1509237003</b>	20	400	pc.
42		<b>1509237004</b>	20	300	pc.
54		<b>1509237005</b>	20	300	pc.


**Note:**

FPM Viton flat gaskets can be used in KAN-therm Steel and Inox systems.  
 Gasket for unions and half unions of KAN-therm Steel and Inox systems.  
 Do not use in hot water installations.

## Tools

### Roller cutter for pipes

GROUP: K

Range [mm]	*	Code		UM
12-54		1948267025	1	pc.
35-108		1948267027	1	pc.



### Cutting wheel for roller cutter

GROUP: K


Range [mm]	*	Code		UM
12-108		1941267037	1	pc.

Intended for roller cutters, codes: 1948267025, 1948267027.



### Pipe cutting machine

GROUP: K


Range [mm]	*	Code		UM
22-108		1948183001	1	pc.

**Note:**  
The set includes a cutting wheel.



### Pipe cutting machine

GROUP: K

Range [mm]	*	Code		UM
54-168,3		1948267034	1	pc.

**Note:**  
The set does not include a cutting wheel.



 coil  bar  pipes in tube  bag  carton box  pallet **N** new **i** available soon

\* custom-made - lead time max 4 weeks | \*\* availability as agreed | \*\*\* while stock lasts



### Cutting wheel for pipe cutting machine

GROUP: K

Range [mm]	*	Code		UM
22-168,3		1941267041	1	pc.

Intended for pipe cutting machines, codes: 1948183001, 1948267034.



### Pipe support for cutting machine

GROUP: K

	*	Code		UM
		1948267029	1	pc.



### Deburrer for metal pipes

GROUP: K

Range [mm]	*	Code		UM
12-54		1948267015	1	pc.



### Tool set - deburrer and roller cutter

GROUP: K

Range [mm]	*	Code		UM
12-54	*	1948267023	1	set

Each set includes:

- 1948267025 - roller cutter for pipes 12-54 mm,
- 1948267015 - deburrer for pipes 12-54 mm,
- 1941267129 - case.



### Tool set - KAN-therm Mini battery press tool + "M" profile jaws

GROUP: K

Range [mm]	*	Code		UM
15-28		1936055009	1	pc.

Each set includes:

- 1936055008 - KAN-therm Mini press tool - 1 pc.,
- 1936267278 - jaws SBM M15 - 1 pc.,
- 1936267279 - jaws SBM M18 - 1 pc.,
- 1936267280 - jaws SBM M22 - 1 pc.,
- 1936267282 - jaws SBM M28 - 1 pc.,
- 1967267051 - battery RAML1 10,8 V Li-Ion 1,5 Ah - 2 pcs.,
- 1967267024 - charger LGML1 ~230 V 35 W,
- case - 1 pc.

coil bar pipes in tube bag carton box pallet **N** new available soon

\* custom-made - lead time max 4 weeks | \*\* availability as agreed | \*\*\* while stock lasts

### KAN-therm AC 3000 electric press tool

GROUP: K

Range [mm]	*	Code		UM
12-54		1936267239	1	pc.

**Note:**  
The press tool is sold in a case.



### KAN-therm DC 4000 battery press tool

GROUP: K

Range [mm]	*	Code		UM
12-54		1936267238	1	pc.

**Note:**  
The press tool is sold with a battery, charger and case.



### Charger for KAN-therm DC 4000 battery press tool

GROUP: K

Version	*	Code		UM
10,8-36 V		1936267267	1	pc.



### Battery for KAN-therm DC 4000 press tool

GROUP: K

Version	*	Code		UM
18 V / 4 Ah		1936267266	1	pc.



### KAN-therm "M" profile press jaws

GROUP: K

Size [mm]	*	Code		UM
12		1936267248	1	pc.
15		1936267249	1	pc.
18		1936267250	1	pc.
22		1936267251	1	pc.
28		1936267252	1	pc.
35		1936267253	1	pc.



**Note:**  
The jaws work with KAN-therm: AC 3000, DC 4000 drives.

coil bar pipes in tube bag carton box pallet **N** new available soon

\* custom-made - lead time max 4 weeks | \*\* availability as agreed | \*\*\* while stock lasts



### KAN-therm "M" profile collar

GROUP: K

Size [mm]	*	Code		UM
N 42		1936267283	1	pc.
N 54		1936267284	1	pc.

**Note:**  
Use KAN-therm "M" profile collar jaws with KAN-therm ZBS1 adapter for KAN-therm press tools, AC 3000 (Steel, Inox, Copper), DC 4000 (Steel, Inox, Copper).



### ZBS1 adapter for KAN-therm "M" profile collar jaws

GROUP: K

Size [mm]	*	Code		UM
N 42 - 54		1936267285	1	pc.

**Note:**  
Use KAN-therm "M" profile collar jaws with KAN-therm ZBS1 adapter for KAN-therm press tools: AC 3000, DC 4000.



### REMS Power-Press ACC electric press tool

GROUP: K

Range [mm]	*	Code		UM
12-54		1936267219	1	pc.

**Note:**  
The press tool is sold with a case.  
The set does not include jaws.



### REMS Power-Press SE Basic Pack electric press tool

GROUP: K

Range [mm]	*	Code		UM
12-54		1936267160	1	pc.

**Note:**  
The press tool is sold with a case.  
The set does not include jaws.



### REMS Akku Press battery press tool

GROUP: K

Range [mm]	*	Code		UM
12-54		1936267152	1	pc.

**Note:**  
The press tool is sold with a battery, charger and case.  
The set does not include jaws.

coil bar pipes in tube bag carton box pallet **N** new available soon

\* custom-made - lead time max 4 weeks | \*\* availability as agreed | \*\*\* while stock lasts



## REMS "M" profile press jaws

GROUP: K

Size [mm]	*	Code		UM
12		1948267046	1	pc.
15		1948267048	1	pc.
18		1948267052	1	pc.
22		1948267056	1	pc.
28		1948267061	1	pc.
35		1948267065	1	pc.
42		1948267067	1	pc.
54		1948267069	1	pc.

**Note:**

The jaws work with Power-Press SE, Akku-Press, Power-Press ACC drives.



## Set of REMS "M" profile press jaws

GROUP: K

Range [mm]	*	Code		UM
42-54		1948267130	1	set

Each set includes:


- 1948267067 - jaws "M" to diameter 42 mm,
- 1948267069 - jaws "M" to diameter 54 mm,
- case

Jaws work with Power-Press SE, Akku-Press, Power-Press ACC drives.



## REMS tool set - electric Power-Press SE press tool and "M" profile jaws

GROUP: K

Range [mm]	*	Code		UM
15-35		1948267033	1	set


Each set includes:

- 1936267160 - electric press tool REMS Power-Press SE,
- 1948267048 - jaws "M" to diameter 15 mm,
- 1948267052 - jaws "M" to diameter 18 mm,
- 1948267056 - jaws "M" to diameter 22 mm,
- 1948267061 - jaws "M" to diameter 28 mm,
- 1948267065 - jaws "M" to diameter 35 mm,
- case.



## Novopress tool set - ACO103 BT battery press tool + "M" profile jaws

GROUP: K

Range [mm]	*	Code		UM
15-28	*	1948055008	1	pc.

Each set includes:

- battery press tool - 1 pc.,
- 1948267093 - jaws M15 for press tool - 1 pc.,
- 1948267095 - jaws M18 for press tool - 1 pc.,
- 1942121002 - jaws M22 for press tool - 1 pc.,
- 1948267097 - jaws M28 for press tool - 1 pc.,
- 1938267047 - charger - 1 pc.,
- 1938267002 - battery 2 Ah - 2 pcs.,
- case.





### Novopress EFP203 electric press tool

GROUP: K

Range [mm]	*	Code		UM
12-54		1948267210	1	pc.

**Note:**  
The press tool is sold with a plastic case.



### Novopress ACO203XL BT press tool

GROUP: K

Range [mm]	*	Code		UM
12-108		1948267181	1	pc.

Each set includes:

- battery press tool - 1 pc.,
- battery 18 V / 5.0 Ah Li-Ion Milwaukee - 2 pcs.,
- charger - 1 pc.,
- lubricant - 1 pc.,
- plastic case.



### Novopress PB2 "M" profile press jaws

GROUP: K

Size [mm]	*	Code		UM
12		1948267134	1	pc.
15		1948267135	1	pc.
18		1948267137	1	pc.
22		1948267139	1	pc.
28		1948267141	1	pc.
35		1948267143	1	pc.

**Note:**  
The jaws work with EFP203 and ACO203XL drives.



### Novopress "M" profile Snap On collar


GROUP: K

Size [mm]	*	Code		UM
42		1948267119	1	pc.
54		1948267121	1	pc.
66,7	*	1948267089	1	pc.
76,1		1948267145	1	pc.
88,9		1948267044	1	pc.
108		1948267038	1	pc.

**Note:**  
Use jaws for diameters 66,7, 76,1 and 88,9 mm with adapter ZB221 for ACO203XL.  
Use the jaw with a diameter of 66,7 mm with adapter ZB323 for ECO301.  
Use the jaw with a diameter of 108 mm with adapter ZB221 and ZB222 for ACO203XL.

## HP Snap On collar for Novopress ECO301, ACO203XL, EFP203

GROUP: K

Size [mm]	*	Code		UM
35	*	1948267124	1	pc.
42	*	1948267126	1	pc.
54	*	1948267128	1	pc.

**Note:**

Jaws for diameters 35-54 mm with ECO301 press tool use with ZB303 adapter.  
 Jaws for diameters 35-54 mm with ACO203XL and EFP203 crimping tool use with ZB203 adapter.  
 Do not use jaw 54 with the ACO203XL and EFP203 crimper to join KAN-therm Inox system pipes (1.4404 and 1.4521) with a diameter of 54 mm.



## Novopress ZB203 adapter

GROUP: K

Range [mm]	*	Code		UM
35-54		1948267000	1	pc.


**Note:**

Adapter for EFP203 and ACO203XL drives.  
 Press: 50-63 mm.  
 Steel & Inox: 35-54 mm.  
 Copper: 42-54 mm.



## Novopress ZB221 Adapter

GROUP: K

Range [mm]	*	Code		UM
66,7-108		1948267005	1	pc.


**Note:**

Adapter for ACO203XL drive.  
 For a diameter of 108 mm, adapter ZB221 is used to make the first crimp, and adapter ZB222 for the second crimp.



## Novopress ZB222 Adpater

GROUP: K

Range [mm]	*	Code		UM
66,7-108		1948267007	1	pc.

**Note:**

Adapter for ACO203XL drive.  
 For a diameter of 108 mm, adapter ZB221 is used to make the first crimp, and adapter ZB222 for the second crimp.



## Novopress ACO403 battery press tool

GROUP: K

Range [mm]	*	Code		UM
76,1-168,3		1948267209	1	pc.

Each set includes:

- battery press tool - 1 pc.,
- battery 18 V / 5.0 Ah Li-Ion Milwaukee - 2 pcs.,
- charger - 1 pc.,
- lubricant - 1 pc.,
- plastic case.





## Novopress "M" profile HP collar

**GROUP: K**

Size [mm]	*	Code		UM
76,1	*	<b>1948267100</b>	1	pc.
88,9	*	<b>1948267102</b>	1	pc.
108	*	<b>1948267098</b>	1	pc.
139,7		<b>1948267071</b>	1	pc.
168,3		<b>1948267072</b>	1	pc.

**Note:**

The jaws work with ACO401 and ACO403 drives.





Install the **future**



SYSTEM **KAN-therm**

# Copper

Modern approach  
to classic solutions

EN 24/07

Ø **12-108 mm**

# Table of contents

## SYSTEM **KAN-therm** Copper



Connectors .....	<b>133</b>
Accessories .....	<b>146</b>
Tools .....	<b>147</b>

# SYSTEM KAN-therm Copper

## Connectors

### Female connector



### GROUP: P


Size [mm]	*	Code			UM
12 Rp $\frac{3}{8}$ "		2265044000	5	250	pc.
12 Rp $\frac{1}{2}$ "		2265044001	5	150	pc.
15 Rp $\frac{3}{8}$ "		2265044002	5	175	pc.
15 Rp $\frac{1}{2}$ "		2265044003	10	150	pc.
15 Rp $\frac{3}{4}$ "		2265044004	5	100	pc.
18 Rp $\frac{1}{2}$ "		2265044005	5	100	pc.
18 Rp $\frac{3}{4}$ "		2265044006	5	100	pc.
22 Rp $\frac{1}{2}$ "		2265044007	5	100	pc.
22 Rp $\frac{3}{4}$ "		2265044008	5	75	pc.
22 Rp1"		2265044009	5	75	pc.
28 Rp $\frac{3}{4}$ "		2265044010	5	50	pc.
28 Rp1"		2265044011	5	50	pc.
28 Rp1 $\frac{1}{4}$ "		2265044012	5	50	pc.
35 Rp $\frac{3}{4}$ "		2265044018	5	50	pc.
35 Rp1"		2265044013	5	40	pc.
35 Rp1 $\frac{1}{4}$ "		2265044014	5	25	pc.
42 Rp1 $\frac{1}{4}$ "		2265044015	1	15	pc.
42 Rp1 $\frac{1}{2}$ "		2265044016	1	15	pc.
54 Rp2"		2265044017	1	8	pc.



### Female connector with plain end

### GROUP: P

Size [mm]	*	Code			UM
15 Rp $\frac{1}{2}$ "		2265328000	10	150	pc.
18 Rp $\frac{1}{2}$ "		2265328001	10	150	pc.
18 Rp $\frac{3}{4}$ "		2265328002	10	100	pc.
22 Rp $\frac{1}{2}$ "		2265328003	10	100	pc.
22 Rp $\frac{3}{4}$ "		2265328004	10	100	pc.
28 Rp $\frac{3}{4}$ "		2265328005	5	75	pc.
28 Rp1"		2265328006	5	50	pc.
35 Rp1"		2265328007	5	50	pc.
35 Rp1 $\frac{1}{4}$ "		2265328008	1	15	pc.
42 Rp1 $\frac{1}{2}$ "		2265328009	1	15	pc.
54 Rp2"		2265328010	1	10	pc.





 coil 
  bar 
  pipes in tube 
  bag 
  carton box 
  pallet 
  new 
  available soon

\* custom-made - lead time max 4 weeks | \*\* availability as agreed | \*\*\* while stock lasts



### Male connector



GROUP: P

Size [mm]	*	Code			UM
12 R $\frac{3}{8}$ "		2265045000	5	250	pc.
12 R $\frac{1}{2}$ "		2265045001	5	200	pc.
15 R $\frac{3}{8}$ "		2265045002	5	150	pc.
15 R $\frac{1}{2}$ "		2265045003	10	100	pc.
15 R $\frac{3}{4}$ "		2265045004	5	100	pc.
18 R $\frac{1}{2}$ "		2265045005	5	100	pc.
18 R $\frac{3}{4}$ "		2265045006	5	100	pc.
22 R $\frac{1}{2}$ "		2265045007	5	100	pc.
22 R $\frac{3}{4}$ "		2265045008	10	100	pc.
22 R1"		2265045009	5	75	pc.
28 R $\frac{3}{4}$ "		2265045010	5	75	pc.
28 R1		2265045011	5	50	pc.
28 R1 $\frac{1}{4}$ "		2265045012	5	50	pc.
35 R1"		2265045013	5	50	pc.
35 R1 $\frac{1}{4}$ "		2265045014	5	50	pc.
42 R1 $\frac{1}{4}$ "		2265045015	1	20	pc.
42 R1 $\frac{1}{2}$ "		2265045016	1	15	pc.
54 R2"		2265045017	1	10	pc.
66,7 R2 $\frac{1}{2}$ "		2265045018	1	1	pc.
76,1 R2 $\frac{1}{2}$ "		2265045019	1	1	pc.
76,1 R3"		2265045020	1	1	pc.
88,9 R3"		2265045021	1	1	pc.
108 R4"		2265045022	1	1	pc.



### Male connector with plain end



GROUP: P

Size [mm]	*	Code			UM
15 R $\frac{1}{2}$ "		2265329000	5	150	pc.
18 R $\frac{1}{2}$ "		2265329001	5	125	pc.
18 R $\frac{3}{4}$ "		2265329002	5	100	pc.
22 R $\frac{1}{2}$ "		2265329003	5	100	pc.
22 R $\frac{3}{4}$ "		2265329004	5	100	pc.
28 R1"		2265329005	5	50	pc.
35 R1 $\frac{1}{4}$ "		2265329006	1	40	pc.
42 R1 $\frac{1}{2}$ "		2265329007	1	20	pc.



## Female union connector



GROUP: P

Size [mm]	*	Code			UM
12 Rp½"		2265119000	5	100	pc.
15 Rp½"		2265119001	5	75	pc.
15 Rp¾"		2265119002	5	75	pc.
18 Rp½"		2265119003	5	75	pc.
18 Rp¾"		2265119004	5	50	pc.
22 Rp¾"		2265119005	5	60	pc.
22 Rp1"		2265119006	5	50	pc.
28 Rp¾"		2265119011	5	40	pc.
28 Rp1"		2265119007	5	40	pc.
35 Rp1¼"		2265119008	5	25	pc.
42 Rp1½"		2265119009	1	10	pc.
54 Rp2"		2265119010	1	5	pc.



## Male union connector



GROUP: P

Size [mm]	*	Code			UM
12 R¾"		2265272000	5	100	pc.
12 R½"		2265272001	5	75	pc.
15 R½"		2265272002	5	50	pc.
15 R¾"		2265272003	5	50	pc.
18 R½"		2265272004	5	50	pc.
18 R¾"		2265272005	5	50	pc.
22 R½"		2265272006	5	50	pc.
22 R¾"		2265272007	5	50	pc.
22 R1"		2265272008	5	50	pc.
28 R¾"		2265272013	5	40	pc.
28 R1"		2265272009	5	25	pc.
35 R1¼"		2265272010	5	25	pc.
42 R1½"		2265272011	1	10	pc.
54 R2"		2265272012	1	5	pc.



## Female union connector 90°

GROUP: P

Size [mm]	*	Code			UM
12 Rp½"		2265069013	5	50	pc.
15 Rp½"		2265069014	5	50	pc.
18 Rp½"		2265069015	5	50	pc.
18 Rp¾"		2265069016	5	50	pc.
22 Rp¾"		2265069017	5	25	pc.
22 Rp1"		2265069018	5	25	pc.
28 Rp1"		2265069019	5	20	pc.



 coil 
  bar 
  pipes in tube 
  bag 
  carton box 
  pallet 
  new 
  available soon

\* custom-made - lead time max 4 weeks | \*\* availability as agreed | \*\*\* while stock lasts



### Union

GROUP: P

Size [mm]	*	Code			UM
15		2265065000	5	75	pc.
18		2265065001	5	75	pc.
22		2265065002	5	50	pc.
28		2265065003	5	25	pc.
35		2265065004	5	20	pc.
42		2265065005	1	10	pc.
54		2265065006	1	5	pc.



### Female half union with flat sealing

GROUP: P

Size [mm]	*	Code			UM
15 G $\frac{3}{4}$ "		2265105000	5	100	pc.
18 G $\frac{3}{4}$ "		2265105001	5	100	pc.
22 G1"		2265105002	5	75	pc.
28 G1 $\frac{1}{4}$ "		2265105003	5	50	pc.
35 G1 $\frac{1}{2}$ "		2265105004	5	40	pc.
42 G1 $\frac{3}{4}$ "		2265105005	5	15	pc.
54 G2 $\frac{3}{8}$ "		2265105006	1	1	pc.



### Female MULTIPORT coupling

GROUP: P

Size [mm]	*	Code			UM
66,7 Rp $\frac{1}{2}$ "		2265258012	1	1	pc.
76,1 Rp $\frac{1}{2}$ "		2265258013	1	1	pc.
88,9 Rp $\frac{3}{4}$ "		2265258014	1	1	pc.
108 Rp $\frac{3}{4}$ "		2265258015	1	1	pc.



### Coupling

GROUP: P



Size [mm]	*	Code			UM
12		2265245000	10	150	pc.
15		2265245001	10	200	pc.
18		2265245002	10	150	pc.
22		2265245003	10	100	pc.
28		2265245004	5	50	pc.
35		2265245005	5	25	pc.
42		2265245006	1	10	pc.
54		2265245007	1	10	pc.
66,7		2265245008	1	1	pc.
76,1		2265245009	1	1	pc.
88,9		2265245010	1	1	pc.
108		2265245011	1	1	pc.

coil 
 bar 
 pipes in tube 
 bag 
 carton box 
 pallet 
 new 
 available soon

\* custom-made - lead time max 4 weeks | \*\* availability as agreed | \*\*\* while stock lasts

## Reducing coupling



GROUP: P

Size [mm]	*	Code			UM
15 / 12		2265330000	10	150	pc.
22 / 15		2265330001	10	100	pc.
28 / 15		2265330006	10	80	pc.
28 / 22		2265330002	10	80	pc.
35 / 28		2265330003	5	15	pc.
42 / 35		2265330004	1	20	pc.
54 / 42		2265330005	1	10	pc.



## Slip coupling



GROUP: P

Size [mm]	*	Code			UM
15		2265245013	5	75	pc.
18		2265245014	5	75	pc.
22		2265245015	5	50	pc.
28		2265245016	5	40	pc.
35		2265245017	5	25	pc.
42		2265245018	1	10	pc.
54		2265245019	1	10	pc.
66,7		2265245023	1	1	pc.
76,1		2265245020	1	1	pc.
88,9		2265245021	1	1	pc.
108		2265245022	1	1	pc.



## Elbow 90°

GROUP: P

Size [mm]	*	Code			UM
12		2265302000	10	200	pc.
15		2265302001	10	150	pc.
18		2265302002	10	100	pc.
22		2265302003	10	50	pc.
28		2265302004	5	40	pc.
35		2265302005	5	25	pc.
42		2265302006	1	10	pc.
54		2265302007	1	8	pc.
66,7		2265302008	1	1	pc.
76,1		2265302009	1	1	pc.
88,9		2265302010	1	1	pc.
108		2265302011	1	1	pc.





 coil 
  bar 
  pipes in tube 
  bag 
  carton box 
  pallet 
  new 
  available soon

\* custom-made - lead time max 4 weeks | \*\* availability as agreed | \*\*\* while stock lasts



### Plain end elbow 90°



GROUP: P

Size [mm]	*	Code			UM
12		2265326000	10	200	pc.
15		2265326001	10	150	pc.
18		2265326002	10	100	pc.
22		2265326003	10	50	pc.
28		2265326004	5	40	pc.
35		2265326005	5	20	pc.
42		2265326006	1	10	pc.
54		2265326007	1	8	pc.
66,7		2265326008	1	1	pc.
76,1		2265326009	1	1	pc.
88,9		2265326010	1	1	pc.
108		2265326011	1	1	pc.



### Elbow 45°



GROUP: P

Size [mm]	*	Code			UM
12		2265303000	10	250	pc.
15		2265303001	10	200	pc.
18		2265303002	10	150	pc.
22		2265303003	10	100	pc.
28		2265303004	5	50	pc.
35		2265303005	5	25	pc.
42		2265303006	1	10	pc.
54		2265303007	1	5	pc.
66,7		2265303008	1	1	pc.
76,1		2265303009	1	1	pc.
88,9		2265303010	1	1	pc.
108		2265303011	1	1	pc.



### Plain end elbow 45°

GROUP: P



Size [mm]	*	Code			UM
12		2265325000	10	250	pc.
15		2265325001	10	200	pc.
18		2265325002	10	150	pc.
22		2265325003	10	100	pc.
28		2265325004	5	50	pc.
35		2265325005	5	25	pc.
42		2265325006	1	10	pc.
54		2265325007	1	5	pc.
66,7		2265325008	1	1	pc.
76,1		2265325009	1	1	pc.
88,9		2265325010	1	1	pc.
108		2265325011	1	1	pc.

 coil 
  bar 
  pipes in tube 
  bag 
  carton box 
  pallet 
  new 
  available soon

\* custom-made - lead time max 4 weeks | \*\* availability as agreed | \*\*\* while stock lasts

## Tee

## GROUP: P

Size [mm]	*	Code			UM
12		<b>2265257001</b>	10	150	pc.
15		<b>2265257002</b>	10	100	pc.
18		<b>2265257003</b>	10	50	pc.
22		<b>2265257004</b>	10	50	pc.
28		<b>2265257005</b>	5	25	pc.
35		<b>2265257006</b>	5	15	pc.
42		<b>2265257007</b>	1	10	pc.
54		<b>2265257008</b>	1	4	pc.
66,7		<b>2265257009</b>	1	1	pc.
76,1		<b>2265257010</b>	1	1	pc.
88,9		<b>2265257011</b>	1	1	pc.
108		<b>2265257012</b>	1	1	pc.





 coil 
  bar 
  pipes in tube 
  bag 
  carton box 
  pallet 
  new 
  available soon

\* custom-made - lead time max 4 weeks | \*\* availability as agreed | \*\*\* while stock lasts



## Reducing tee

GROUP: P



Size [mm]	*	Code			UM
12 / 15 / 12		2265260058	10	50	pc.
15 / 12 / 12		2265260043	10	100	pc.
15 / 12 / 15		2265260000	10	100	pc.
15 / 15 / 12		2265260035	10	100	pc.
15 / 18 / 15		2265260055	10	100	pc.
15 / 22 / 15		2265260056	10	50	pc.
18 / 12 / 18		2265260001	10	50	pc.
18 / 15 / 15		2265260044	10	50	pc.
18 / 15 / 18		2265260002	10	50	pc.
18 / 18 / 15		2265260036	10	50	pc.
22 / 12 / 22		2265260032	10	30	pc.
22 / 15 / 15		2265260045	10	50	pc.
22 / 15 / 18		2265260046	10	50	pc.
22 / 15 / 22		2265260003	10	50	pc.
22 / 18 / 18		2265260047	10	50	pc.
22 / 18 / 22		2265260004	10	50	pc.
22 / 22 / 15		2265260037	5	50	pc.
22 / 22 / 18		2265260038	10	50	pc.
22 / 28 / 22		2265260057	5	35	pc.
28 / 12 / 28		2265260033	5	30	pc.
28 / 15 / 22		2265260049	5	25	pc.
28 / 15 / 28		2265260005	5	25	pc.
28 / 18 / 28		2265260006	5	25	pc.
28 / 22 / 22		2265260048	5	25	pc.
28 / 22 / 28		2265260007	5	25	pc.
28 / 28 / 15		2265260040	5	25	pc.
28 / 28 / 22		2265260039	5	25	pc.
28 / 35 / 28		2265260054	5	15	pc.
35 / 15 / 35		2265260008	5	30	pc.
35 / 22 / 28		2265260050	5	15	pc.
35 / 22 / 35		2265260009	5	15	pc.
35 / 28 / 28		2265260051	5	15	pc.
35 / 28 / 35		2265260010	5	20	pc.
35 / 35 / 22		2265260041	5	15	pc.
35 / 35 / 28		2265260042	5	15	pc.
42 / 15 / 42		2265260011	1	10	pc.
42 / 22 / 42		2265260012	1	15	pc.
42 / 28 / 42		2265260013	1	5	pc.
42 / 35 / 35		2265260052	5	10	pc.
42 / 35 / 42		2265260014	1	8	pc.
54 / 22 / 54		2265260015	1	8	pc.
54 / 28 / 54		2265260016	1	5	pc.
54 / 35 / 54		2265260017	1	5	pc.
54 / 42 / 42		2265260053	1	8	pc.
54 / 42 / 54		2265260018	1	5	pc.

 coil 
  bar 
  pipes in tube 
  bag 
  carton box 
  pallet 
  new 
  available soon

\* custom-made - lead time max 4 weeks | \*\* availability as agreed | \*\*\* while stock lasts

## Reducing tee



GROUP: P

Size [mm]	*	Code			UM
66,7 / 28 / 66,7		2265260034	1	1	pc.
66,7 / 35 / 66,7		2265260026	1	1	pc.
66,7 / 42 / 66,7		2265260025	1	1	pc.
66,7 / 54 / 66,7		2265260024	1	1	pc.
76,1 / 22 / 76,1		2265260027	1	1	pc.
76,1 / 28 / 76,1		2265260028	1	1	pc.
76,1 / 35 / 76,1		2265260019	1	1	pc.
76,1 / 42 / 76,1		2265260020	1	1	pc.
76,1 / 54 / 76,1		2265260021	1	1	pc.
88,9 / 54 / 88,9		2265260022	1	1	pc.
88,9 / 76,1 / 88,9		2265260023	1	1	pc.
108 / 66,7 / 108		2265260029	1	1	pc.
108 / 76,1 / 108		2265260030	1	1	pc.



## Plain end reducer

GROUP: P

Size [mm]	*	Code			UM
15 / 12		2265221000	10	200	pc.
18 / 12		2265221001	10	200	pc.
18 / 15		2265221002	10	100	pc.
22 / 15		2265221003	10	100	pc.
22 / 18		2265221004	10	100	pc.
28 / 15		2265221005	10	100	pc.
28 / 18		2265221006	5	75	pc.
28 / 22		2265221007	10	100	pc.
35 / 22		2265221008	5	50	pc.
35 / 28		2265221009	5	40	pc.
42 / 22		2265221010	1	20	pc.
42 / 28		2265221011	1	20	pc.
42 / 35		2265221012	1	10	pc.
54 / 28		2265221013	1	10	pc.
54 / 35		2265221014	1	15	pc.
54 / 42		2265221015	1	10	pc.
66,7 / 35		2265221017	1	1	pc.
66,7 / 42		2265221018	1	1	pc.
66,7 / 54		2265221019	1	1	pc.
76,1 / 35		2265221020	1	1	pc.
76,1 / 42		2265221021	1	1	pc.
76,1 / 54		2265221022	1	1	pc.
76,1 / 66,7		2265221023	1	1	pc.
88,9 / 42		2265221024	1	1	pc.
88,9 / 54		2265221025	1	1	pc.
88,9 / 76,1		2265221026	1	1	pc.
108 / 42		2265221027	1	1	pc.
108 / 54		2265221028	1	1	pc.
108 / 76,1		2265221030	1	1	pc.
108 / 88,9		2265221031	1	1	pc.



 coil 
  bar 
  pipes in tube 
  bag 
  carton box 
  pallet 
  new 
  available soon

\* custom-made - lead time max 4 weeks | \*\* availability as agreed | \*\*\* while stock lasts



### Female elbow 90°

GROUP: P

Size [mm]	*	Code							UM
12 Rp $\frac{3}{8}$ "		2265069000					5	150	pc.
12 Rp $\frac{1}{2}$ "		2265069001					5	100	pc.
15 Rp $\frac{3}{8}$ "		2265069002					5	100	pc.
15 Rp $\frac{1}{2}$ "		2265069003					10	100	pc.
15 Rp $\frac{3}{4}$ "		2265069012					10	100	pc.
18 Rp $\frac{1}{2}$ "		2265069004					5	75	pc.
18 Rp $\frac{3}{4}$ "		2265069005					5	75	pc.
22 Rp $\frac{1}{2}$ "		2265069006					5	75	pc.
22 Rp $\frac{3}{4}$ "		2265069007					5	50	pc.
28 Rp1"		2265069008					5	40	pc.
35 Rp1 $\frac{1}{4}$ "		2265069009					5	20	pc.
42 Rp1 $\frac{1}{2}$ "		2265069010					1	10	pc.
54 Rp2"		2265069011					1	8	pc.



### Male elbow 90°

GROUP: P

Size [mm]	*	Code							UM
12 R $\frac{1}{2}$ "		2265070001					5	150	pc.
15 R $\frac{3}{8}$ "		2265070002					5	100	pc.
15 R $\frac{1}{2}$ "		2265070003					10	50	pc.
18 R $\frac{1}{2}$ "		2265070004					5	25	pc.
18 R $\frac{3}{4}$ "		2265070005					5	75	pc.
22 R $\frac{3}{4}$ "		2265070006					5	25	pc.
28 R1"		2265070007					5	25	pc.
35 R1 $\frac{1}{4}$ "		2265070008					5	20	pc.
42 R1 $\frac{1}{2}$ "		2265070009					1	15	pc.
54 R2"		2265070010					1	10	pc.



### Female tee


GROUP: P

Size [mm]	*	Code							UM
12 Rp $\frac{1}{2}$ "		2265258000					5	75	pc.
15 Rp $\frac{1}{2}$ "		2265258001					5	50	pc.
18 Rp $\frac{1}{2}$ "		2265258002					5	50	pc.
22 Rp $\frac{1}{2}$ "		2265258003					5	50	pc.
22 Rp $\frac{3}{4}$ "		2265258004					5	40	pc.
28 Rp $\frac{1}{2}$ "		2265258005					5	20	pc.
28 Rp $\frac{3}{4}$ "		2265258006					5	25	pc.
35 Rp $\frac{1}{2}$ "		2265258007					5	15	pc.
42 Rp $\frac{1}{2}$ "		2265258008					1	15	pc.
54 Rp $\frac{1}{2}$ "		2265258009					1	5	pc.
76,1 Rp $\frac{1}{2}$ "		2265258010					1	1	pc.
108 Rp $\frac{1}{2}$ "		2265258011					1	1	pc.

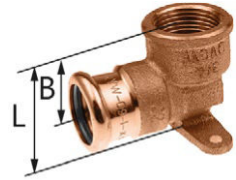


### Female directly fixed wallplate elbow - L = 35 mm

GROUP: P



Size [mm]	*	Code			UM
12 Rp $\frac{1}{2}$ "		2265286000	5	50	pc.
15 Rp $\frac{1}{2}$ "		2265286001	10	80	pc.

**Note:**  
2265286000: Size B = 25 mm,  
2265286001: Size B = 20 mm.

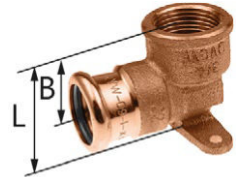


### Female directly fixed wallplate elbow - L = 39 mm

GROUP: P

Size [mm]	*	Code			UM
18 Rp $\frac{1}{2}$ "		2265286002	5	50	pc.

**Note:**  
Size B = 24 mm.

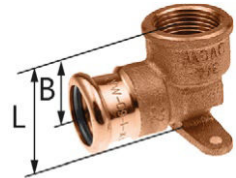


### Female directly fixed wallplate elbow - L = 45 mm

GROUP: P

Size [mm]	*	Code			UM
22 Rp $\frac{3}{4}$ "		2265286003	5	50	pc.

**Note:**  
Size B = 27 mm.

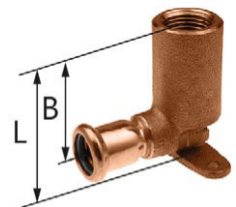


### Female wallplate elbow - L = 56 mm

GROUP: P


Size [mm]	*	Code			UM
15 Rp $\frac{1}{2}$ "		2265286004	5	40	pc.

**Note:**  
Size B = 48 mm.



### Metal bent mounting plate with female wallplate elbows - L = 153 mm

GROUP: P

Size [mm]	*	Code			UM
15 Rp $\frac{1}{2}$ "		2265286006	5	10	pc.

**Note:**  
Size A = 39 mm.





### Metal bent mounting plate with female wallplate elbows - L = 120 mm

GROUP: P

Size [mm]	*	Code			UM
12 Rp $\frac{3}{8}$ "		2265286005	5	10	pc.

**Note:**  
Size A = 45 mm.



### Crossover 180°

GROUP: P

Size [mm]	*	Code			UM
15		2265022000	5	75	pc.
18		2265022001	10	40	pc.
22		2265022002	5	30	pc.



### Plain end crossover

GROUP: P

Size [mm]	*	Code			UM
15		2265022003	5	50	pc.
18		2265022004	5	50	pc.
22		2265022005	5	20	pc.



### Crossover

GROUP: P

Size [mm]	*	Code			UM
15		2265022006	10	50	pc.
18		2265022007	10	50	pc.
22		2265022008	10	40	pc.



### Bend 90°

GROUP: P



Size [mm]	*	Code			UM
15		2265011000	20	80	pc.
22		2265011001	10	30	pc.
28		2265011002	10	20	pc.

coil bar pipes in tube bag carton box pallet **N** new available soon

\* custom-made - lead time max 4 weeks | \*\* availability as agreed | \*\*\* while stock lasts

## Stop end



GROUP: P

Size [mm]	*	Code			UM
12		2265250009	10	350	pc.
15		2265250000	10	250	pc.
18		2265250001	10	200	pc.
22		2265250002	10	150	pc.
28		2265250003	5	75	pc.
35		2265250004	2	40	pc.
42		2265250005	1	20	pc.
54		2265250006	1	15	pc.
66,7		2265250010	1	1	pc.
76,1		2265250007	1	1	pc.
88,9		2265250011	1	1	pc.
108		2265250008	1	1	pc.

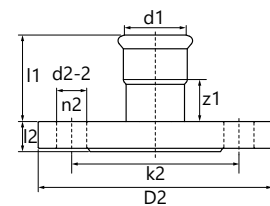


## Flange PN16

GROUP: P



Size [mm]	*	Code			UM
66,7 DN65		2265091000	1	1	pc.
76,1 DN65		2265091004	1	1	pc.
76,1 DN80		2265091001	1	1	pc.
88,9 DN80		2265091002	1	1	pc.
108 DN100		2265091003	1	1	pc.

Code	d1	l1	l2	z1	k2	D2	d2-2	n2
2265091000	66,7	84	19	34	145	185	18	4
2265091004	76,1	84	19	34	145	185	18	4
2265091001	76,1	84	19	34	160	200	18	8
2265091002	88,9	92	21	30	160	200	18	8
2265091003	108	103	23	36	160	220	18	8

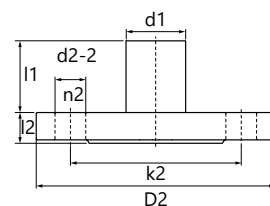


## Plain end flange PN16

GROUP: P

Size [mm]	*	Code			UM
66,7 DN65		2265091005	1	1	pc.
76,1 DN80		2265091006	1	1	pc.
108 DN100		2265091007	1	1	pc.

Code	d1	l1	l2	k2	D2	d2-2	n2
2265091005	66,7	93	19	145	185	18	4
2265091006	76,1	94	19	160	200	18	8
2265091007	108	118	23	180	220	18	8



 coil  bar  pipes in tube  bag  carton box  pallet **N** new **!** available soon



\* custom-made - lead time max 4 weeks | \*\* availability as agreed | \*\*\* while stock lasts

## Accessories



### O-Ring EPDM Copper



GROUP: P

Size [mm]	*	Code			UM
12		<b>2265182005</b>	20	1000	pc.
15		<b>2265182006</b>	20	600	pc.
18		<b>2265182007</b>	20	500	pc.
22		<b>2265182008</b>	20	500	pc.
28		<b>2265182009</b>	20	400	pc.
35		<b>2265182010</b>	20	400	pc.
42		<b>2265182011</b>	20	300	pc.
54		<b>2265182012</b>	20	-	pc.
66,7		<b>2265182004</b>	5	-	pc.
76,1		<b>2265182001</b>	5	-	pc.
88,9		<b>2265182002</b>	5	-	pc.
108		<b>2265182003</b>	5	-	pc.



### O-Ring FPM Copper

GROUP: P

Size [mm]	*	Code			UM
12		<b>2265182013</b>	20	1000	pc.
15		<b>2265182014</b>	20	600	pc.
18		<b>2265182015</b>	20	500	pc.
22		<b>2265182016</b>	20	500	pc.
28		<b>2265182017</b>	20	400	pc.
35		<b>2265182018</b>	20	400	pc.
42		<b>2265182019</b>	20	300	pc.
54		<b>2265182020</b>	20	300	pc.


 coil 
  bar 
  pipes in tube 
  bag 
  carton box 
  pallet 
  new 
  available soon

\* custom-made - lead time max 4 weeks | \*\* availability as agreed | \*\*\* while stock lasts

## Tools

### Roller cutter for pipes

GROUP: K

Range [mm]	*	Code		UM
12-54		1948267025	1	pc.
35-108		1948267027	1	pc.



### Cutting wheel for roller cutter

GROUP: K

Range [mm]	*	Code		UM
12-108		1941267037	1	pc.

Intended for roller cutters, codes: 1948267025, 1948267027.



### Pipe cutting machine

GROUP: K

Range [mm]	*	Code		UM
22-108		1948183001	1	pc.

**Note:**  
The set includes a cutting wheel.



### Cutting wheel for pipe cutting machine

GROUP: K

Range [mm]	*	Code		UM
22-108		1941267041	1	pc.

Intended for pipe cutting machines, codes: 1948183001, 1948267034.



 coil  bar  pipes in tube  bag  carton box  pallet **N** new **i** available soon

\* custom-made - lead time max 4 weeks | \*\* availability as agreed | \*\*\* while stock lasts



### Deburrer for pipes

GROUP: K

Range [mm]	*	Code		UM
12-54		1905267012	1	pc.



### Tool set - KAN-therm Mini battery press tool + "M" profile jaws

GROUP: K

Range [mm]	*	Code		UM
N 15-28		1936055009	1	pc.

Each set includes:

- 1936055008 - KAN-therm Mini press tool - 1 pc.,
- 1936267278 - jaws SBM M15 - 1 pc.,
- 1936267279 - jaws SBM M18 - 1 pc.,
- 1936267280 - jaws SBM M22 - 1 pc.,
- 1936267282 - jaws SBM M28 - 1 pc.,
- 1967267051 - battery RAML1 10,8 V Li-Ion 1,5 Ah - 2 pcs.,
- 1967267024 - charger LGML1 ~230 V 35 W,
- case - 1 pc.



### KAN-therm AC 3000 electric press tool

GROUP: K

Range [mm]	*	Code		UM
N 15-54		1936267239	1	pc.

**Note:**

The press tool is sold in a case.



### KAN-therm DC 4000 battery press tool

GROUP: K

Range [mm]	*	Code		UM
N 15-54		1936267238	1	pc.

**Note:**

The press tool is sold with a battery, charger and case.



### Charger for KAN-therm DC 4000 battery press tool

GROUP: K


Version	*	Code		UM
N 10,8-36 V		1936267267	1	pc.

coil bar pipes in tube bag carton box pallet **N** new available soon

\* custom-made - lead time max 4 weeks | \*\* availability as agreed | \*\*\* while stock lasts

## Battery for KAN-therm DC 4000 press tool


GROUP: K

Version	*	Code		UM
N 18 V / 4 Ah		1936267266	1	pc.



## KAN-therm "M" profile press jaws

GROUP: K

Size [mm]	*	Code		UM
N 15		1936267249	1	pc.
N 18		1936267250	1	pc.
N 22		1936267251	1	pc.
N 28		1936267252	1	pc.
N 35		1936267253	1	pc.



**Note:**

The jaws work with KAN-therm: AC 3000, DC 4000 drives.

## KAN-therm "M" profile collar

GROUP: K

Size [mm]	*	Code		UM
N 42		1936267283	1	pc.
N 54		1936267284	1	pc.



**Note:**

Use KAN-therm "M" profile collar jaws with KAN-therm ZBS1 adapter for KAN-therm press tools, AC 3000 (Steel, Inox, Copper), DC 4000 (Steel, Inox, Copper).

## ZBS1 adapter for KAN-therm "M" profile collar jaws

GROUP: K

Size [mm]	*	Code		UM
N 42 - 54		1936267285	1	pc.

**Note:**

Use KAN-therm "M" profile collar jaws with KAN-therm ZBS1 adapter for KAN-therm press tools: AC 3000, DC 4000.



## REMS Power-Press ACC electric press tool

GROUP: K

Range [mm]	*	Code		UM
12-54		1936267219	1	pc.

**Note:**

The press tool is sold with a case.  
The set does not include jaws.



 coil  bar  pipes in tube  bag  carton box  pallet **N** new  available soon

\* custom-made - lead time max 4 weeks | \*\* availability as agreed | \*\*\* while stock lasts



### REMS Power-Press SE Basic Pack electric press tool

GROUP: K

Range [mm]	*	Code		UM
12-54		1936267160	1	pc.

**Note:**  
The press tool is sold with a case.  
The set does not include jaws.



### REMS Akku Press battery press tool

GROUP: K

Range [mm]	*	Code		UM
12-54		1936267152	1	pc.

**Note:**  
The press tool is sold with a battery, charger and case.  
The set does not include jaws.



### REMS "M" profile press jaws

GROUP: K

Size [mm]	*	Code		UM
12		1948267046	1	pc.
15		1948267048	1	pc.
18		1948267052	1	pc.
22		1948267056	1	pc.
28		1948267061	1	pc.
35		1948267065	1	pc.
42		1948267067	1	pc.
54		1948267069	1	pc.

**Note:**  
The jaws work with Power-Press SE, Akku-Press, Power-Press ACC drives.



### Novopress tool set - ACO103 BT battery press tool + "M" profile jaws

GROUP: K

Range [mm]	*	Code		UM
15-28	*	1948055008	1	pc.


Each set includes:

- battery press tool - 1 pc.,
- 1948267093 - jaws M15 for press tool - 1 pc.,
- 1948267095 - jaws M18 for press tool - 1 pc.,
- 1942121002 - jaws M22 for press tool - 1 pc.,
- 1948267097 - jaws M28 for press tool - 1 pc.,
- 1938267047 - charger - 1 pc.,
- 1938267002 - battery 2 Ah - 2 pcs.
- case.



## Novopress EFP203 electric press tool

GROUP: K

Range [mm]	*	Code		UM
12-54		1948267210	1	pc.

**Note:**

The press tool is sold with a plastic case.



## Novopress ACO203XL BT press tool

GROUP: K

Range [mm]	*	Code		UM
12-108		1948267181	1	pc.


Each set includes:

- battery press tool - 1 pc.,
- battery 18 V / 5.0 Ah Li-Ion Milwaukee - 2 pcs.,
- charger - 1 pc.,
- pubricant - 1 pc.,
- plastic case.



## Novopress PB2 "M" profile press jaws

GROUP: K

Size [mm]	*	Code		UM
12		1948267134	1	pc.
15		1948267135	1	pc.
18		1948267137	1	pc.
22		1948267139	1	pc.
28		1948267141	1	pc.
35		1948267143	1	pc.


**Note:**

The jaws work with EFP203 and ACO203XL drives.



## Novopress "M" profile Snap On collar

GROUP: K

Size [mm]	*	Code		UM
42		1948267119	1	pc.
54		1948267121	1	pc.
66,7	*	1948267089	1	pc.
76,1		1948267145	1	pc.
88,9		1948267044	1	pc.
108×1,5		1905267017	1	pc.
108×2,0		1948267038	1	pc.

**Note:**

- Use jaws for diameters 66,7, 76,1 and 88,9 mm with adapter ZB221 for ACO203XL.
- Use the jaw with a diameter of 66,7 mm with adapter ZB323 for ECO301.
- Use the jaw with a diameter of 108 mm with adapter ZB221 and ZB222 for ACO203XL.
- Use 108×1,5 (1905267017) jaw for copper 108×1,5 mm pipes.
- Use 108×2,0 (1948267038) jaw for copper 108×2,0 mm pipes.





### Novopress ZB203 adapter

GROUP: K

Range [mm]	*	Code		UM
42-54		1948267000	1	pc.

**Note:**  
 Adapter for EFP203 and ACO203XL drives.  
 Press: 50-63 mm.  
 Steel & Inox: 35-54 mm.  
 Copper: 42-54 mm.



### Novopress ZB221 Adapter

GROUP: K

Range [mm]	*	Code		UM
66,7-108		1948267005	1	pc.

**Note:**  
 Adapter for ACO203XL drive.  
 For a diameter of 108 mm, adapter ZB221 is used to make the first crimp, and adapter ZB222 for the second crimp.



### Novopress ZB222 Adapter

GROUP: K

Range [mm]	*	Code		UM
66,7-108		1948267007	1	pc.

**Note:**  
 Adapter for ACO203XL drive.  
 For a diameter of 108 mm, adapter ZB221 is used to make the first crimp, and adapter ZB222 for the second crimp.



Install the **future**



SYSTEM **KAN-therm**

# Surface heating and cooling

Comfort and efficiency

EN 24/07

# Table of contents

## Surface heating and cooling in **KAN-therm** system


Wall/ceiling heating and cooling .....	<b>155</b>
Floor/wall heating and cooling .....	<b>158</b>
Tacker - pipe mounting system .....	<b>162</b>
Rail - pipe mounting system .....	<b>165</b>
Profil - pipe mounting system .....	<b>166</b>
TBS - pipe mounting system .....	<b>167</b>
NET - pipe mounting system .....	<b>168</b>
Floor heating accessories .....	<b>170</b>
Manifolds and manifold accessories .....	<b>173</b>
Floor heating cabinets .....	<b>191</b>
Basic+ - automation components .....	<b>193</b>
Smart - automation components .....	<b>197</b>
Controllers, additional accessories and tools .....	<b>200</b>

# Surface heating and cooling in KAN-therm system

## Wall/ceiling heating and cooling


### Wall heating panel with PB 8×1 pipe

GROUP: A

Size [mm]	*	Code		UM
2000×625 (100%)	*	1800188004	1	pc.
2000×625 (75%)	*	1800188005	1	pc.
2000×310 (100%)	*	1800188001	1	pc.
2000×310 (75%)	*	1800188002	1	pc.
1000×625 (100%)	*	1800188000	1	pc.
625×1250 (100%)	*	1800188006	1	pc.

**Note:**

Percentage values indicate usable heating areas.



### Cover panel

GROUP: A

Size [mm]	*	Code		UM
2000×625	*	1800188020	1	pc.



### Grooved panel

GROUP: A

Size [mm]	*	Code		UM
2000×625	*	1800188021	1	pc.



### Polyurethane adhesive

GROUP: A

Capacity	*	Code		UM
310 ml	*	1800183002	1	pc.



 coil 
  bar 
  pipes in tube 
  bag 
  carton box 
  pallet 
  new 
  available soon

\* custom-made - lead time max 4 weeks | \*\* availability as agreed | \*\*\* while stock lasts






### Pilot curve for pipe - 8x1

GROUP: A

Size [mm]	*	Code			UM
8x1		1800011000	100	3000	pc.



### Mounting rail for pipe fastening 8x1

GROUP: A

Size [m]	*	Code			UM
2		1800209031	2	100	m



### PB pipe with EVOH layer - coil

GROUP: C

Size [mm]	*	Code			UM
8x1,0		1829197016	600	8400	m

**Note:**  
Application class (acc. to ISO 10508) 4; 10 bar.



### Brass tee Press/Click

GROUP: F

Size [mm]	*	Code			UM
16x8x16		1809257000	5	60	pc.



### Brass coupling Press/Click

GROUP: F

Size [mm]	*	Code			UM
16x8		1809042001	20	200	pc.

coil bar pipes in tube bag carton box pallet **N** new available soon

\* custom-made - lead time max 4 weeks | \*\* availability as agreed | \*\*\* while stock lasts

### Brass nickel-plated eurocone adapter Click

GROUP: F

Size [mm]	*	Code			UM
8x1 / G3/4"		1809271000	15	150	pc.



### Straight brass coupling Click

GROUP: F

Size [mm]	*	Code			UM
8x1		1809042000	20	200	pc.



 coil  bar  pipes in tube  bag  carton box  pallet **N** new  available soon

\* custom-made - lead time max 4 weeks | \*\* availability as agreed | \*\*\* while stock lasts

## Floor/wall heating and cooling



### bluePERT pipe - coil

GROUP: C

Size [mm]	*	Code			UM
12×2,0	***	1829198152	80	1600	m
12×2,0		1829198153	200	4000	m
14×2,0		1829198182	600	3000	m
<b>N</b> 16×2,0		1829198206	60	3360	m
<b>N</b> 16×2,0		1829198207	120	2400	m
16×2,0		1829198222	200	3000	m
<b>N</b> 16×2,0		1829198208	240	3600	m
<b>N</b> 16×2,0		1829198209	480	3360	m
16×2,0		1829198223	600	2400	m
18×2,0		1829198225	200	3000	m
<b>N</b> 20×2,0		1829198210	60	2400	m
18×2,0		1829198226	600	2400	m
<b>N</b> 20×2,0		1829198211	120	1800	m
<b>N</b> 20×2,0		1829198212	240	2160	m
20×2,0		1829198227	200	1800	m
<b>N</b> 20×2,0		1829198213	480	1920	m
20×2,0		1829198228	300	2100	m
20×2,0		1829198229	600	1800	m
25×2,5	**	1829198181	220	880	m

**Note:**  
Application class 4; 6 bar.



### bluePERTAL pipe - coil

GROUP: C

Size [mm]	*	Code			UM
16×2,0		1829198200	200	3000	m
16×2,0		1829198201	600	2400	m

**Note:**  
Application class 4; 6 bar.



### PEXC pipe - coil

GROUP: C

Size [mm]	*	Code			UM
12×2,0		1129200055	200	4000	m
14×2,0		1129200056	200	4000	m
16×2,0		1829200009	200	3000	m

**Note:**  
Diameter 12×2,0 - 16×2,0 mm application class (acc. to ISO 10508) 4; 10 bar.



 coil  bar  pipes in tube  bag  carton box  pallet **N** new  available soon

\* custom-made - lead time max 4 weeks | \*\* availability as agreed | \*\*\* while stock lasts



## PERT pipe - coil

GROUP: C

Size [mm]	*	Code			UM
12×2,0		1129198094	200	4000	m
14×2,0		1129198076	200	4000	m
16×2,0		1029198001	200	3000	m
18×2,0		1129198096	200	3000	m
20×2,0		1029198000	200	1800	m
25×3,5		1129198070	50	1000	m

**Note:**

Diameter 20×2.0 mm application class (acc. to ISO 10508) 4; 8 bar.  
Other diameters application class (acc. to ISO 10508) 4; 10 bar.



## PERTAL pipe - coil

GROUP: B

Size [mm]	*	Code			UM
16×2,0		1029196031	600	2400	m
16×2,0		1029196123	200	3000	m
20×2,0		1029196092	100	1500	m
25×2,5		1029196081	50	750	m

**Note:**

Application class (acc. to ISO 10508) 4; 10 bar.



## Brass female eurocone adapter for PERT and PEXC pipes

GROUP: A

Size [mm]	*	Code			UM
12×2,0 G½"		1110271002	15	300	pc.
12×2,0 G¾"		1110271003	10	150	pc.
14×2,0 G½"		1110271000	15	300	pc.
14×2,0 G¾"		1110271005	10	150	pc.
16×2,0 G¾"		1110271010	10	150	pc.
18×2,0 G¾"		1110271006	10	150	pc.
18×2,5 G¾"	***	1110271008	10	150	pc.
20×2,0 G¾"		1110271011	10	150	pc.
25×3,5 G1"		1110271001	5	80	pc.



**Note:**

The adapter makes it possible to connect PEXC and PERT pipes with manifolds (equipped with nipples), nipples and fittings for adapter connections.



## Compression ring

GROUP: A

Size [mm]	*	Code			UM
12		1110226001	100	1000	pc.
14		1110226002	10	500	pc.
16		1110226000	10	600	pc.
18		1110226004	10	500	pc.
20		1110226006	100	1000	pc.
25		1110226003	50	500	pc.

**Note:**

Use for all brass threaded couplings (connectors, adapters) except for plastic threaded couplings.



 coil  bar  pipes in tube  bag  carton box  pallet **N** new **i** available soon

\* custom-made - lead time max 4 weeks | \*\* availability as agreed | \*\*\* while stock lasts



### Brass female inlet connection for PERTAL pipes

GROUP: A

Size [mm]	*	Code			UM
16 G $\frac{1}{2}$ "		1010040003	10	160	pc.
16 G $\frac{3}{4}$ "		1010040006	10	120	pc.
20 G $\frac{3}{4}$ "		1010040011	10	120	pc.
20 G1"	***	1010040008	5	80	pc.
25 G1"		1010040013	10	80	pc.
26 G1"	***	1010040015	5	80	pc.

**Note:**

The above elements are available as nickel-plated on special request (delivery time - 2 weeks).



### PPSU female universal eurocone adapter

GROUP: A

Size [mm]	*	Code			UM
16 G $\frac{3}{4}$ "		1010271005	10	150	pc.

**Note:**

The adapter works with KAN-therm pipes: PEXC, PERT, PERTAL, bluePERT, bluePERTAL.



### Brass female eurocone adapter for PERTAL pipes

GROUP: A

Size [mm]	*	Code			UM
16 G $\frac{1}{2}$ "		1010271001	10	160	pc.
16 G $\frac{3}{4}$ "		1010271002	10	150	pc.
20 G $\frac{3}{4}$ "		1010271008	10	120	pc.

**Note:**

Adapters are compatible with fittings for adapter connections, manifolds through manifold nipples. The adapter works with KAN-therm pipes: PEXC, PERT, PERTAL, bluePERT, bluePERTAL.



### Threaded male brass connector for PERTAL pipes

GROUP: A

Size [mm]	*	Code			UM
16x2 G $\frac{1}{2}$ "		1010045000	10	150	pc.
16x2 G $\frac{3}{4}$ "		1010045001	10	150	pc.

**Note:**

This fitting is adapted for direct screwing into the manifold beam - sealing of the connection in the manifold is done by means of an O-Ring seal.



### Brass threaded connector for PEXC and PERT pipes

GROUP: A

Size [mm]	*	Code			UM
12x2,0		1110042003	10	120	pc.
14x2,0		1110042005	10	120	pc.
16x2,0		1110042006	10	150	pc.
18x2,0		1110042008	10	120	pc.
20x2,0	*	1110245000	10	120	pc.
25x3,5		1110042012	4	60	pc.

**Note:**

The coupling is used in repairs (pipes damaged by drilling etc.) and to connect long pipe sections.

## Brass coupling

GROUP: A

Size [mm]	*	Code			UM
12x2,0		1109042008	50	700	pc.



## PPSU coupling

GROUP: A

Size [mm]	*	Code			UM
14x2,0		1109042002	10	160	pc.
18x2,0		1109042004	10	160	pc.
25x3,5		1109042007	5	80	pc.



## Brass ring

GROUP: A

Size [mm]	*	Code			UM
12x2,0		1109226003	50	700	pc.
14x2,0		1109226004	50	700	pc.
18x2,0 / 18x2,5		1109226006	50	500	pc.
25x3,5		1109226009	20	200	pc.

**Note:**

Used for PEXC or PERT pipes with the EVOH layer.  
When assembling Push connectors, use tools with appropriate inserts.  
Place the brass ring with the chamfered edge towards the fitting to be connected.



## PPSU coupling

GROUP: F

Size [mm]	*	Code			UM
16x2,0		1009042013	10	160	pc.
20x2,0		1009042015	10	150	pc.
25x2,5		1009042017	5	60	pc.

**Note:**

Tools for assembling couplings are available in the system KAN-therm ultraPRESS section.



## Brass coupling

GROUP: F

Size [mm]	*	Code			UM
14x2,0	*	1009042024	10	160	pc.

**Note:**

Tools for assembling couplings are available in the system KAN-therm ultraPRESS section.



## Tacker - pipe mounting system



### Foamed polystyrene board EPS100 038 (PS20) 5 m<sup>2</sup> sheet with metallized foil

GROUP: A1

Size	*	Code		UM
20 mm (1×5 m)	***	1818211034	1	pc.
30 mm (1×5 m)	***	1818211027	1	pc.



### Foamed polystyrene board EPS100 038 (PS20) 5 m<sup>2</sup> sheet with laminated foil

GROUP: A1

Size	*	Code		UM
30 mm (1×5 m)	***	1818211036	1	pc.
50 mm (1×5 m)		1818211647	5	m <sup>2</sup>



### Foamed polystyrene board EPS200 036 (PS30) 5 m<sup>2</sup> sheet with metallized foil

GROUP: A1

Size	*	Code		UM
30 mm (1×5 m)	***	1818211013	1	pc.



### Foamed polystyrene board EPS100 038 (PS20) 10 m<sup>2</sup> (cube) sheet with metallized foil

GROUP: A1

Size	*	Code		UM
<b>N</b> 20 mm (1×10 m)		1818211639	10	m <sup>2</sup>
<b>N</b> 30 mm (1×10 m)		1818211638	10	m <sup>2</sup>

 coil  bar  pipes in tube  bag  carton box  pallet **N** new  available soon

\* custom-made - lead time max 4 weeks | \*\* availability as agreed | \*\*\* while stock lasts

**Foamed polystyrene board EPS100 038 (PS20) 10 m<sup>2</sup> (cube)  
sheet with polypropylene fabric**

**GROUP: A1**



Size	*	Code		UM
30 mm (1x10 m)		1818211640	10	m <sup>2</sup>

**Metallized foil for KAN-therm Tacker system**

**GROUP: A**



Size	*	Code		UM
130 μm (50 x 1,03 m)		1800183000	50	m

**Adhesive tape with KAN-therm logo**

**GROUP: A**



Size [m]	*	Code		UM
60		1800183013	1	pc.

**U42 clips for tacker assembly (50 pcs. block)**

**GROUP: A**



Version	*	Code		UM
14-18 (42 mm) 1000 pc.		1800191001	1	pack.
14-18 (42 mm) 300 pc.		1800191010	1	pack.

**U42 clips for tacker assembly (30 pcs. block)**

**GROUP: A**



Version	*	Code		UM
20 (42 mm) 300 pc.		1800191006	1	pack.

coil bar pipes in tube bag carton box pallet new available soon

\* custom-made - lead time max 4 weeks | \*\* availability as agreed | \*\*\* while stock lasts



### U42 welded clips for tacker assembly (25 pcs. block)

GROUP: A

Version	*	Code			UM
N 14-18 (42 mm) 300 pc.		1800191031	1	30	pack.



### U42 clips for manual assembly

GROUP: A

Version	*	Code			UM
14-18 (42 mm) 100 pc.		1800191000	1	30	pack.
14-18 (42 mm) 200 pc.		1800191002	1	15	pack.



### U55 clips for tacker assembly (25 pcs. block)

GROUP: A

Version	*	Code			UM
14-18 (55 mm) 500 pc.		1800191021	1		pack.



### U55 welded clips for tacker assembly (25 pcs. block)

GROUP: A

Version	*	Code			UM
N 14-18 (55 mm) 300 pc.		1800191032	1	12	pack.

## Rail - pipe mounting system

### Mounting rail for pipes

GROUP: A

Pipe size [mm]	*	Code		UM
16		1800209027	2	m
18		1800209028	2	m
20		1800209011	2	m

**Note:**

Mounting rails make it possible to lay pipes with 5 cm spacing.  
 Rail dimensions [height x length]:  
 1800209027 - 25 mm x 2 m,  
 1800209028 - 25 mm x 2 m,  
 1800209011 - 25 mm x 2 m.



### Mounting rail for pipes

GROUP: A

Pipe size [mm]	*	Code		UM
12-17		1800209000	1	m
16-17		1800209001	1	m
14-22		1800209009	1	m
<b>N</b> 25		1800209026	1	m

**Note:**

Rails 1800209000 and 1800209009 make it possible to lay pipes with 10 cm spacing.  
 Rails 1800209001 and 1800209026 make it possible to lay pipes with 5 cm spacing.  
 Rails dimensions [height x length (number of connected sections x length of section)]:  
 1800209000 - 23 mm x 1 m (5 x 0,2 m),  
 1800209001 - 24 mm x 1 m (2 x 0,5 m),  
 1800209009 - 29 mm x 1 m (2 x 0,5 m),  
 1800209026 - 32 mm x 1 m (2 x 0,5 m).



### Mounting rail for pipes

GROUP: A

Pipe size [mm]	*	Code		UM
<b>N</b> 16-20		1800209032	2	m

**Note:**

Rail 1800209032 make it possible to lay pipes with 5 cm spacing.  
 Rails dimensions [height x length (number of connected sections x length of section)]:  
 1800209032 - 27,5 mm x 2 m (4 x 0,5 m).




### U66 manual clip for fixing the RAIL strip to polystyrene foam (bag 200 pcs.)

GROUP: A

Size [mm]	*	Code			UM
<b>N</b> 66	*	1800191033	1	25	pack.



## Profil - pipe mounting system




### Profil1 foamed polystyrene EPS T-24 dB (sound-absorbing) board with PS foil - 1,12 m<sup>2</sup> sheet

GROUP: A1

Pipe size [mm] / Board dimensions	*	Code		UM
16-18 / 30-2 mm (0,8 × 1,4 m)	*	1818211651	6,72	m <sup>2</sup>

Total thickness of the board with the profiled part is 51 mm.  
Dimension includes change in thickness caused by load.




### Profil2 foamed polystyrene EPS200 036 (PS30) board 1,12 m<sup>2</sup> sheet

GROUP: A1

Pipe size [mm] / Board dimensions	*	Code		UM
16-18 / 11 mm (0,8 × 1,4 m)		1818211650	14,56	m <sup>2</sup>

Total thickness of the board with the profiled part is 32 mm.



### Profil3 profiled PS foil 1.12 m<sup>2</sup> sheet

GROUP: A1

Pipe size [mm] / Board dimensions	*	Code		UM
16-18 / 1 mm (0,8 × 1,4 m)	*	1818211652	13,44	m <sup>2</sup>

Total height of the foil with the profiled part is 20 mm.



### Profil4 foamed polystyrene EPS200 board 0.72 m<sup>2</sup> sheet

GROUP: A1

Pipe size [mm] / Board dimensions	*	Code		UM
16-18 / 22 mm (1,2 × 0,6 m)		1818211646	8,64	m <sup>2</sup>

Total thickness of the board with the profiled part is 43 mm.

 coil  bar  pipes in tube  bag  carton box  pallet  new  available soon

\* custom-made - lead time max 4 weeks | \*\* availability as agreed | \*\*\* while stock lasts



## TBS - pipe mounting system

### TBS foamed polystyrene EPS150 036 (PS30) board 0.5 m<sup>2</sup> sheet **GROUP: A1**

Pipe size [mm] / Board dimensions	*	Code		UM
16 / 25 mm (0,5 × 1,0 m)		<b>1818211645</b>	10	m <sup>2</sup>



### TBS metal profile

### **GROUP: A**

Pipe size [mm] / Board dimensions	*	Code			UM
0,4 mm (1,0 × 0,12 m)		<b>1800213000</b>	1	50	pc.

**Note:**

The profile is made of galvanised steel. The profile works only with 16 mm pipes.



### TBS foamed polystyrene EPS200 036 (PS30) board 0.5 m<sup>2</sup> sheet **GROUP: A1**


Size	*	Code		UM
25 mm (0,5 × 1,0 m)		<b>1818211649</b>	12	m <sup>2</sup>



 coil 
  bar 
  pipes in tube 
  bag 
  carton box 
  pallet 
  new 
  available soon

\* custom-made - lead time max 4 weeks | \*\* availability as agreed | \*\*\* while stock lasts

## NET - pipe mounting system



### Steel wire NET

GROUP: A

Size	*	Code		UM
1,2 m × 2,1 m - 2,52 m <sup>2</sup>	*	1800183054	2,52	m <sup>2</sup>

**Note:**

The net is made of 3 mm thick steel wire. Mesh size - 150×150 mm.



### Grip for fastening pipes on NET

GROUP: A

Wire diameter / Pipe size [mm]	*	Code			UM
3 / 16-18		1800107001	100	1000	pc.
3 / 20	*	1800107002	100	1000	pc.



### Plastic band for fastening pipes on NET

GROUP: A

	*	Code			UM
	*	1800107018	100	1000	pc.



### Fastening band for connecting NET

GROUP: A

	*	Code		UM
	*	1800183008	1000	pc.

## Peg for foil fastening - L = 94 mm

GROUP: A

Size [mm]	*	Code			UM
8		1800183003	100	1000	pc.



 coil  bar  pipes in tube  bag  carton box  pallet **N** new  available soon


\* custom-made - lead time max 4 weeks | \*\* availability as agreed | \*\*\* while stock lasts

## Floor heating accessories



### Corrugated protecting pipe red

GROUP: A

Size [mm]	*	Code		UM
12-14 (23 mm)		1700049067	100	m
16-18 (25 mm)		1700049063	50	m
20 (28 mm)		1700049069	50	m
25-26 (35 mm)		1700049065	50	m
32 (43 mm)		1700049071	50	m
40 (50 mm)		1700049073	25	m


**Note:**

Use in cold and hot potable water installations and central heating as a protecting pipe when pouring concrete over the installation. The values given in parentheses are for the outside diameter of the corrugated protecting pipe.



### Corrugated protecting pipe blue

GROUP: A

Size [mm]	*	Code		UM
12-14 (23 mm)		1700049068	100	m
16-18 (25 mm)		1700049064	50	m
20 (28 mm)		1700049070	50	m
25-26 (35 mm)		1700049066	50	m
32 (43 mm)		1700049072	50	m
40 (50 mm)		1700049074	25	m

**Note:**

Use in cold and hot potable water installations and central heating as a protecting pipe when pouring concrete over the installation. The values given in parentheses are for the outside diameter of the corrugated protecting pipe.



### Concrete additive BETOKAN

GROUP: A

Capacity	*	Code		UM
5 l		1800014003	1	pack.
10 l		1800014001	1	pack.

**Note:**

Use for underfloor heating to improve the strength of concrete.



### Concrete additive BETOKAN Plus

GROUP: A

Capacity	*	Code		UM
10 l		1800014005	1	pack.

**Note:**

Use for underfloor heating to improve the strength of concrete. It makes it possible to reduce the thickness of the screed to 4.5 cm above insulation.

 coil  bar  pipes in tube  bag  carton box  pallet **N** new  available soon

\* custom-made - lead time max 4 weeks | \*\* availability as agreed | \*\*\* while stock lasts


## Fiberglass mesh for floor reinforcement

GROUP: A

Size	*	Code		UM
1×50 m		1800183044	50	m <sup>2</sup>

**Note:**

The mesh used with BETOKAN or BETOKAN Plus increases the flexibility of the screed and provides an excellent protection against creating any possible cracks or offsets (keep the floor surface even). Meshes size 13×13 mm.



## Antifreeze agent for installation

GROUP: A

Version	*	Code		UM
-20 °C - 20 l	*	1800002002	1	pack.
-25 °C - 20 l	*	1800002003	1	pack.
-35 °C - 20 l	*	1800002004	1	pack.

**Note:**

Use for central heating, air-conditioning, cooling and solar installations.



## Edge tape with perforation

GROUP: A

Size [mm]	*	Code			UM
8×150		1818255002	25	150	m

**Note:**

Use to insulate underfloor heating plates from walls.



## Edge tape with perforation and foil

GROUP: A

Size [mm]	*	Code			UM
8×150		1818255003	25	150	m

**Note:**

Use to insulate underfloor heating plates from walls.



## Expansion joint profile with feet

GROUP: A

Size [mm]	*	Code			UM
10×150		1800255000	25	150	m

**Note:**

Use to make expansion joints for underfloor heating plates. The pipes going through the expansion joint should be laid in a corrugated pipe.



 coil  bar  pipes in tube  bag  carton box  pallet **N** new **i** available soon

\* custom-made - lead time max 4 weeks | \*\* availability as agreed | \*\*\* while stock lasts



### Expansion joint - PE foam

GROUP: A

	*	Code			UM
		1800183007	2	200	m



### Expansion joint - rail

GROUP: A

	*	Code			UM
		1800209029	2	50	m



### Expansion joint - corrugated pipe

GROUP: A

Size [m]	*	Code			UM
0,4 - 10 pc.		1700183010	1	60	pack.



### PE foil

GROUP: A

Size	*	Code		UM
0,2 mm (2,0 × 50 m)		1818183000	100	m <sup>2</sup>


**Note:**

Use as an installation cover before laying dry screed panels.  
 Use as damp-proof insulation of a underfloor heating and cooling plate.  
 Use ad damp-proof insulation under the NET mesh.

## Manifolds and manifold accessories

### InoxFlow manifold with control valves (UVN series)

GROUP: E

Number of circuits (H×W×D) [mm]	*	Code		UM
2 (325×140×84)		1316160022	1	pc.
3 (325×190×84)		1316160023	1	pc.
4 (325×240×84)		1316160024	1	pc.
5 (325×290×84)		1316160025	1	pc.
6 (325×340×84)		1316160026	1	pc.
7 (325×390×84)		1316160027	1	pc.
8 (325×440×84)		1316160028	1	pc.
9 (325×490×84)		1316160029	1	pc.
10 (325×540×84)		1316160030	1	pc.
11 (325×590×84)		1316160031	1	pc.
12 (325×640×84)		1316160032	1	pc.



**Note:**

The manifold works with G $\frac{3}{4}$ " eurocone adapters and G $\frac{3}{4}$ " connectors.  
 Outlets for individual circuits have 50 mm spacing.  
 Manifold supply - upper beam.  
 Return from manifold - lower beam.  
 Beams have G1" female thread.

### MARKING OF MANIFOLD SERIES



R or U      B,N,S,V or F      T, A or P

**Radiator**  
manifolds for central heating and drinking water

**Underfloor heating**  
manifolds for underfloor heating

**equipment of top or bottom beams**

**Basic**  
no accessories

**Nipples**

**Servomotor valves**

**Valves**  
shut-off or balancing valves

**Flowmeters**

**additional accessories**

**Top**  
air-vent on top of the beam


**Axis**  
air-vent in the axis of the beam

**Pump**  
mixing unit



## InoxFlow manifold with flowmeters (UFN series)

GROUP: E

Number of circuits (H×W×D) [mm]	*	Code		UM
2 (352×140×84)		1316157055	1	pc.
3 (352×190×84)		1316157056	1	pc.
4 (352×240×84)		1316157057	1	pc.
5 (352×290×84)		1316157058	1	pc.
6 (352×340×84)		1316157059	1	pc.
7 (352×390×84)		1316157060	1	pc.
8 (352×440×84)		1316157061	1	pc.
9 (352×490×84)		1316157062	1	pc.
10 (352×540×84)		1316157063	1	pc.
11 (352×590×84)		1316157064	1	pc.
12 (352×640×84)		1316157065	1	pc.

**Note:**

The manifold works with G $\frac{3}{4}$ " eurocone adapters and G $\frac{3}{4}$ " connectors.  
 Outlets for individual circuits have 50 mm spacing.  
 Flowmeter adjustment range 0 - 2.5 l/min.  
 Manifold supply - upper beam.  
 Return from manifold - lower beam.  
 Beams have G1" female thread.

### MARKING OF MANIFOLD SERIES



| | | |  
 R or U    B,N,S,V or F    T, A or P

**Radiator**  
manifolds for central heating and drinking water

**Underfloor heating**  
manifolds for underfloor heating

**equipment of top or bottom beams**

**Basic**  
no accessories

**Nipples**

**Servomotor valves**

**Valves**  
shut-off or balancing valves

**Flowmeters**

**additional accessories**

**Top**  
air-vent on top of the beam


**Axis**  
air-vent in the axis of the beam

**Pump**  
mixing unit



## InoxFlow manifold with servomotor valves and control valves (UVS series)

GROUP: E

Number of circuits (H×W×D) [mm]	*	Code		UM
2 (325×140×84)		1316160033	1	pc.
3 (325×190×84)		1316160034	1	pc.
4 (325×240×84)		1316160035	1	pc.
5 (325×290×84)		1316160036	1	pc.
6 (325×340×84)		1316160037	1	pc.
7 (325×390×84)		1316160038	1	pc.
8 (325×440×84)		1316160039	1	pc.
9 (325×490×84)		1316160040	1	pc.
10 (325×540×84)		1316160041	1	pc.
11 (325×590×84)		1316160042	1	pc.
12 (325×640×84)		1316160043	1	pc.



**Note:**

The manifold works with G $\frac{3}{4}$ " eurocone adapters and G $\frac{3}{4}$ " connectors.  
 Outlets for individual circuits have 50 mm spacing.  
 Use servomotors with M30×1.5 adapter.  
 Manifold supply - upper beam.  
 Return from manifold - lower beam.  
 Beams have G1" female thread.

### MARKING OF MANIFOLD SERIES



R or U      B,N,S,V or F      T, A or P

**Radiator**  
manifolds for central heating and drinking water

**Underfloor heating**  
manifolds for underfloor heating

**equipment of top or bottom beams**

**Basic**  
no accessories

**Nipples**

**Servomotor valves**

**Valves**  
shut-off or balancing valves

**Flowmeters**

**additional accessories**

**Top**  
air-vent on top of the beam


**Axis**  
air-vent in the axis of the beam

**Pump**  
mixing unit



## InoxFlow manifold with servomotor valves and control valves (UVST series)

GROUP: E

Number of circuits (H×W×D) [mm]	*	Code		UM
2 (336×190×84)		1316157128	1	pc.
3 (336×240×84)		1316157129	1	pc.
4 (336×290×84)		1316157130	1	pc.
5 (336×340×84)		1316157131	1	pc.
6 (336×390×84)		1316157132	1	pc.
7 (336×440×84)		1316157133	1	pc.
8 (336×490×84)		1316157134	1	pc.
9 (336×540×84)		1316157135	1	pc.
10 (336×590×84)		1316157136	1	pc.
11 (336×640×84)		1316157137	1	pc.
12 (336×690×84)		1316157138	1	pc.

### Note:

The manifold works with G $\frac{3}{4}$ " eurocone adapters and G $\frac{3}{4}$ " connectors.  
 Outlets for individual circuits have 50 mm spacing.  
 Use servomotors with M30×1.5 adapter.  
 Manifold supply - upper beam.  
 Return from manifold - lower beam.  
 Beams have G1" female thread.  
 The supply and return beam have G1" stop end mounted on one side.

## MARKING OF MANIFOLD SERIES



R or U      B, N, S, V or F      T, A or P

**Radiator**  
manifolds for central heating and drinking water

**Underfloor heating**  
manifolds for underfloor heating

**equipment of top or bottom beams**

**Basic**  
no accessories

**Nipples**

**Servomotor valves**

**Valves**  
shut-off or balancing valves

**Flowmeters**

**additional accessories**


**Top**  
air-vent on top of the beam

**Axis**  
air-vent in the axis of the beam

**Pump**  
mixing unit

## InoxFlow manifold with servomotor valves and flowmeters (UFS series)

**GROUP: E**

Number of circuits (H×W×D) [mm]	*	Code		UM
2 (352×140×84)		1316157066	1	pc.
3 (352×190×84)		1316157067	1	pc.
4 (352×240×84)		1316157068	1	pc.
5 (352×290×84)		1316157069	1	pc.
6 (352×340×84)		1316157070	1	pc.
7 (352×390×84)		1316157071	1	pc.
8 (352×440×84)		1316157072	1	pc.
9 (352×490×84)		1316157073	1	pc.
10 (352×540×84)		1316157074	1	pc.
11 (352×590×84)		1316157075	1	pc.
12 (352×640×84)		1316157076	1	pc.



**Note:**

The manifold works with G $\frac{3}{4}$ " eurocone adapters and G $\frac{3}{4}$ " connectors.  
 Outlets for individual circuits have 50 mm spacing.  
 Flowmeter adjustment range 0 - 2.5 l/min.  
 Use servomotors with M30×1.5 adapter.  
 Manifold supply - upper beam.  
 Return from manifold - lower beam.  
 Beams have G1" female thread.

### MARKING OF MANIFOLD SERIES



|
|
|
  
**R or U    B,N,S,V or F    T, A or P**

**Radiator**  
manifolds for central heating and drinking water

**Underfloor heating**  
manifolds for underfloor heating

**equipment of top or bottom beams**

**Basic**  
no accessories

**Nipples**

**Servomotor valves**

**Valves**  
shut-off or balancing valves


**Flowmeters**

**additional accessories**

**Top**  
air-vent on top of the beam


**Axis**  
air-vent in the axis of the beam

**Pump**  
mixing unit



## InoxFlow manifold with servomotor valves and flowmeters (UFST series)

GROUP: E

Number of circuits (H×W×D) [mm]	*	Code		UM
2 (362×190×84)		1316157077	1	pc.
3 (362×240×84)		1316157078	1	pc.
4 (362×290×84)		1316157079	1	pc.
5 (362×340×84)		1316157080	1	pc.
6 (362×390×84)		1316157081	1	pc.
7 (362×440×84)		1316157082	1	pc.
8 (362×490×84)		1316157083	1	pc.
9 (362×540×84)		1316157084	1	pc.
10 (362×590×84)		1316157085	1	pc.
11 (362×640×84)		1316157086	1	pc.
12 (362×690×84)		1316157087	1	pc.

### Note:

The manifold works with G $\frac{3}{4}$ " eurocone adapters and G $\frac{3}{4}$ " connectors.  
 Outlets for individual circuits have 50 mm spacing.  
 Flowmeter adjustment range 0 - 2.5 l/min.  
 Use servomotors with M30×1.5 adapter.  
 Manifold supply - upper beam.  
 Return from manifold - lower beam.  
 Beams have G1" female thread.  
 The supply and return beam have G1" stop end mounted on one side.

## MARKING OF MANIFOLD SERIES



R or U      B,N,S,V or F      T, A or P

**Radiator**  
manifolds for central heating and drinking water

**Underfloor heating**  
manifolds for underfloor heating

equipment of top or bottom beams

**Basic**  
no accessories

**Nipples**

**Servomotor valves**

**Valves**  
shut-off or balancing valves

**Flowmeters**

additional accessories



**Top**  
air-vent on top of the beam

**Axis**  
air-vent in the axis of the beam

**Pump**  
mixing unit

## InoxFlow manifold with servomotor valves and flowmeters (UFST MAX series)

GROUP: E

Number of circuits (H×W×D) [mm]	*	Code			UM
2 (362×190×84)		1316157139	1		pc.
3 (362×240×84)		1316157140	1		pc.
4 (362×290×84)		1316157141	1		pc.
5 (362×340×84)		1316157142	1		pc.
6 (362×390×84)		1316157143	1		pc.
7 (362×440×84)		1316157144	1		pc.
8 (362×490×84)		1316157145	1		pc.
9 (362×540×84)		1316157146	1		pc.
10 (362×590×84)		1316157147	1		pc.
11 (362×640×84)		1316157148	1		pc.
12 (362×690×84)		1316157149	1		pc.



**Note:**

The manifold works with G $\frac{3}{4}$ " eurocone adapters and G $\frac{3}{4}$ " connectors.  
 Outlets for individual circuits have 50 mm spacing.  
 Flowmeter adjustment range 0 - 5.0 l/min.  
 Use servomotors with M30×1.5 adapter.  
 Manifold supply - upper beam.  
 Return from manifold - lower beam.  
 Beams have G1" female thread.  
 The supply and return beam have G1" stop end mounted on one side.

### MARKING OF MANIFOLD SERIES



R or U      B,N,S,V or F      T, A or P

**Radiator**  
manifolds for central heating and drinking water

**Underfloor heating**  
manifolds for underfloor heating

equipment of top or bottom beams

**Basic**  
no accessories

**Nipples**

**Servomotor valves**

**Valves**  
shut-off or balancing valves

**Flowmeters**

additional accessories

**Top**  
air-vent on top of the beam

**Axis**  
air-vent in the axis of the beam

**Pump**  
mixing unit

## Brass male/female reducer for manifold

GROUP: E

Size	*	Code			UM
G1" / G $\frac{1}{2}$ "		1300220002	10	120	pc.
G1" / G $\frac{3}{4}$ "		1300220003	10	120	pc.

**Note:**

The reducer has an O-Ring seal built-in.  
 When assembling in KAN-therm manifolds, additional sealing is not required.



## Nickel-plated male/female reducer for manifold

GROUP: E

Size	*	Code			UM
G1" / G $\frac{1}{2}$ "		1300220008	10	120	pc.
G1" / G $\frac{3}{4}$ "		1300220009	10	120	pc.

**Note:**

The reducer has an O-Ring seal built-in.  
 When assembling in KAN-therm manifolds, additional sealing is not required.  
 Do not use for potable water.



 coil    bar    pipes in tube    bag    carton box    pallet   **N** new   **i** available soon

\* custom-made - lead time max 4 weeks | \*\* availability as agreed | \*\*\* while stock lasts



### Brass male stop end

GROUP: E

Size	*	Code			UM
G1"		1300025002	10	150	pc.

**Note:**  
The stop end has an O-Ring seal built-in.  
When assembling in KAN-therm manifolds, additional sealing is not required.



### Nickel-plated male stop end

GROUP: E

Size	*	Code			UM
G¾"		1300250021	20	300	pc.
G1"		1300025005	10	120	pc.

**Note:**  
The stop end has an O-Ring seal built-in.  
When assembling in KAN-therm manifolds, additional sealing is not required.  
Do not use for potable water.



### Straight valve set SET-P

GROUP: E

Size	*	Code			UM
G1"		1300183006	1	20	set

**Note:**  
1" valve set with a union, working with KAN-therm InoxFlow and brass manifolds without additional sealing.  
Use when the manifold is supplied from the side.



### Angle valve set SET-K

GROUP: E

Size	*	Code			UM
G1"		1300183007	1	20	set

**Note:**  
1" valve set with a union and elbows, working with KAN-therm manifolds without additional sealing.  
Use when the manifold is supplied from the floor.



### Brass manifold knob

GROUP: E

Size [mm]	*	Code			UM
M28×1,5		1300183001	20	200	pc.
M30×1,5		1300183002	20	200	pc.

**Note:**  
Use the knob on thermostatic valves to shut off the flow through the heating loops:  
M28×1.5 - in the manifolds series 71, 75, 73A, 77A  
M30×1.5 - in the manifolds series 73A, 77A, on a thermostatic valve at the inlet to the mixing unit and on servomotor valves of InoxFlow manifolds.

## Nickel-plated manifold knob

GROUP: E

Size [mm]	*	Code			UM
M30×1,5		1300183051	20	200	pc.

**Note:**

Use the knob on thermostatic valves to shut off the flow through the heating loops:  
 M28×1.5 - in the manifolds series 71, 75, 73A, 77A  
 M30×1.5 - in the manifolds series 73A, 77A, on a thermostatic valve at the inlet to the mixing unit and on servomotor valves of InoxFlow manifolds.



## Brass extension element with flowmeter - L = 50 mm

GROUP: E

Size	*	Code			UM
G1"		1300079049	1	20	pc.

**Note:**

Use the element with 1" nipple to extend the manifold by one circuit.  
 Supply flowmeter adjustment range 0 - 2.5 l/min.



## Brass extension element with control valve - L = 50 mm

GROUP: E

Size	*	Code			UM
G1"		1300079002	1	20	pc.

**Note:**

Use the element with 1" nipple to extend the manifold by one circuit.



## Brass extension element with servomotor valve - L = 50 mm

GROUP: E

Size	*	Code			UM
G1"		1300079048	1	20	pc.

**Note:**

Use the element with 1" nipple to extend the manifold by one circuit.  
 Use adapters for M30×1.5 servomotors.



## Male nipple with gasket

GROUP: E

Size	*	Code			UM
G1"		1300174028	10	100	pc.

**Note:**

Use to connect manifolds with extension elements.





### Male nickel-plated nipple with gasket

GROUP: E

Size	*	Code			UM
G1"		1300174042	10	100	pc.

**Note:**  
Do not use for potable water. Use to connect manifolds with extension elements.



### Tee with gasket

GROUP: E

Size	*	Code			UM
G1" / G½" / G½"		1300257001	5	70	pc.

**Note:**  
Use the element in manifolds to extend a manifold by one circuit or add an air vent and drain valve.



### Nickel-plated tee with gasket

GROUP: E

Size	*	Code			UM
G1" / G½" / G½"		1300257003	5	70	pc.

**Note:**  
Use the element in manifolds to extend a manifold by one circuit or add an air vent and drain valve. Do not use for potable water.



### Brass male stop end

GROUP: E

Size	*	Code			UM
G½"		1709250004	20	300	pc.

**Note:**  
The stop end has its O-Ring seal. Use a hex12 Allen wrench for tightening.



### Nickel-plated male stop end

GROUP: E

Size	*	Code			UM
G½"		1300250020	20	300	pc.

**Note:**  
The stop end has an O-Ring. Use a hex12 Allen wrench for tightening. Do not use for potable water.



### Tee with air vent and drain valve

GROUP: E

Size	*	Code			UM
G1"		1300257002	1	20	pc.



### Nickel-plated tee with air vent and drain valve

GROUP: E

Size	*	Code			UM
G1"		1300257004	10	80	pc.

**Note:**  
Do not use for potable water.



### Manual air vent

GROUP: E

Size	*	Code			UM
G½"		1300005004	50	500	pc.



### Plastic air vent and drain valve

GROUP: E

Size	*	Code			UM
G½"		1300005003	25	100	pc.



### Metal air vent and drain valve

GROUP: E

Size	*	Code			UM
G½"		1300277000	25	100	pc.



 coil  bar  pipes in tube  bag  carton box  pallet **N** new **i** available soon

\* custom-made - lead time max 4 weeks | \*\* availability as agreed | \*\*\* while stock lasts



### Air vent with stop valve

GROUP: E

Size	*	Code			UM
G½"		1300005000	1	25	pc.

**Note:**  
The stop valve makes it possible to remove the air vent without the necessity to drain the installation.  
Use tow for sealing.



### Nickel-plated air vent with stop valve

GROUP: E

Size	*	Code			UM
G½"		1300005006	1	100	pc.

**Note:**  
The stop valve makes it possible to remove the air vent without the necessity to drain the installation.  
Use tow for sealing.



### Dial thermometer - red

GROUP: E

Version	*	Code		UM
100 °C	*	1300264001	1	pc.




### Dial thermometer - blue


GROUP: E

Version	*	Code		UM
100 °C	*	1300264002	1	pc.

## InoxFlow manifold with mixing unit (USVP series)

GROUP: E

Size (H×W×D) [mm]	*	Code		UM
2 (329×478×105)		1316160044	1	pc.
3 (329×528×105)		1316160045	1	pc.
4 (329×578×105)		1316160046	1	pc.
5 (329×628×105)		1316160047	1	pc.
6 (329×678×105)		1316160048	1	pc.
7 (329×728×105)		1316160049	1	pc.
8 (329×778×105)		1316160050	1	pc.
9 (329×828×105)		1316160051	1	pc.
10 (329×878×105)		1316160052	1	pc.



**Note:**

Use adapters for M30×1.5 servomotors on the upper beam.

Use the manifold with an integrated mixing unit in the installations of the maximum heat load up to 15 kW\*.

\*Assuming the following parameters: loop diameter 16×2 mm, loop length up to 100 m, pipe spacing 15 cm, supply/return temperature 40/30°C.

Do not use with low-parameter heat sources.

### MARKING OF MANIFOLD SERIES



R or U    B,N,S,V or F    T, A or P

**Radiator**  
manifolds for central heating and drinking water

**Underfloor heating**  
manifolds for underfloor heating

**equipment of top or bottom beams**

**Basic**  
no accessories

**Nipples**

**Servomotor valves**

**Valves**  
shut-off or balancing valves

**Flowmeters**

**additional accessories**


**Top**  
air-vent on top of the beam


**Axis**  
air-vent in the axis of the beam

**Pump**  
mixing unit

## InoxFlow manifold with mixing unit (USFP series)

GROUP: E

Size (H×W×D) [mm]	*	Code		UM
2 (329×478×105)		1316157088	1	pc.
3 (329×528×105)		1316157089	1	pc.
4 (329×578×105)		1316157090	1	pc.
5 (329×628×105)		1316157091	1	pc.
6 (329×678×105)		1316157092	1	pc.
7 (329×728×105)		1316157093	1	pc.
8 (329×778×105)		1316157094	1	pc.
9 (329×828×105)		1316157095	1	pc.
10 (329×878×105)		1316157096	1	pc.



**Note:**

Use adapters for M30×1.5 servomotors on the upper beam.

### MARKING OF MANIFOLD SERIES



R or U    B,N,S,V or F    T, A or P

**Radiator**  
manifolds for central heating and drinking water

**Underfloor heating**  
manifolds for underfloor heating

**equipment of top or bottom beams**

**Basic**  
no accessories

**Nipples**

**Servomotor valves**

**Valves**  
shut-off or balancing valves

**Flowmeters**

**additional accessories**

**Top**  
air-vent on top of the beam

**Axis**  
air-vent in the axis of the beam

**Pump**  
mixing unit

 coil  bar  pipes in tube  bag  carton box  pallet **N** new  available soon

\* custom-made - lead time max 4 weeks | \*\* availability as agreed | \*\*\* while stock lasts



## Electronic pump group

GROUP: E

	*	Code		UM
		1346103000	1	pc.

**Note:**

Use the manifold with an integrated mixing unit in the installations of the maximum heat load up to 15 kW\*.

\*Assuming the following parameters:

- loop diameter 16×2 mm,
- loop length up to 100 m,
- pipe spacing 15 cm,
- supply/return temperature 40/30°C.

Do not use with low-parameter heat sources.



## Pump group with three-way thermostatic mixing valve - Kvs = 1.6

GROUP: E

Version	*	Code		UM
35-60 °C		1300103001	1	pc.
20-43 °C		1300103003	1	pc.

**Note:**

Use the manifold with an integrated mixing unit in the installations of the maximum heat load up to 7.5 kW\*.

\*Assuming the following parameters:

- loop diameter 16×2 mm,
- loop length up to 100 m,
- pipe spacing 15 cm,
- supply/return temperature 40/30°C.



## Pump group with three-way thermostatic mixing valve - Kvs = 2.5

GROUP: E

Version	*	Code		UM
20-43 °C		1346103005	1	pc.

**Note:**

Use the manifold with an integrated mixing unit in the installations of the maximum heat load up to 15 kW\*.

\*Assuming the following parameters:

- loop diameter 16×2 mm,
- loop length up to 100 m,
- pipe spacing 15 cm,
- supply/return temperature 40/30°C.




## Brass manifold with servomotor valves and flowmeters (75A series)

GROUP: E

Number of circuits (H×W×D) [mm]	*	Code		UM
2 (100×330×80)		1346157011	1	pc.
3 (150×330×80)		1346157012	1	pc.
4 (200×330×80)		1346157013	1	pc.
5 (250×330×80)		1346157014	1	pc.
6 (300×330×80)		1346157015	1	pc.
7 (350×330×80)		1346157016	1	pc.
8 (400×330×80)		1346157017	1	pc.
9 (450×330×80)		1346157018	1	pc.
10 (500×330×80)		1346157019	1	pc.
11 (550×330×80)		1346157020	1	pc.
12 (600×330×80)		1346157021	1	pc.

### Plastic manifold 1½" × ¾"

GROUP: E

	Number of circuits	*	Code		UM
<b>N</b>	2	*	1328155000	1	pc.
<b>N</b>	3	*	1328155001	1	pc.
<b>N</b>	4	*	1328155002	1	pc.
<b>N</b>	5	*	1328155003	1	pc.
<b>N</b>	6	*	1328155004	1	pc.
<b>N</b>	7	*	1328155005	1	pc.
<b>N</b>	8	*	1328155006	1	pc.
<b>N</b>	9	*	1328155007	1	pc.
<b>N</b>	10	*	1328155008	1	pc.
<b>N</b>	11	*	1328155009	1	pc.
<b>N</b>	12	*	1328155010	1	pc.
<b>N</b>	13	*	1328155011	1	pc.
<b>N</b>	14	*	1328155012	1	pc.
<b>N</b>	15	*	1328155013	1	pc.
<b>N</b>	16	*	1328155014	1	pc.

**Note:**

The manifold is equipped with a 4-20 l/min flowmeter.



### Plastic manifold basic set 1½" × ¾"

GROUP: E

		*	Code		UM
<b>N</b>			1300079050	1	pc.

Each set includes:

- plastic end - 2 pcs.,
- 1½" M Brass Head/1½" M - 2 pcs.,
- head module with air vent and thermometer - 2 pcs.,
- bracket - 2 pcs.



### Plastic manifold return module 1½" × ¾"

GROUP: E

		*	Code		UM
<b>N</b>		*	1300079052	1	pc.



### Plastic manifold thermostatic return module 1½" × ¾"

GROUP: E

		*	Code		UM
<b>N</b>		*	1300079053	1	pc.





### Plastic manifold supply module 1 1/2" x 3/4" with flowmeter

GROUP: E

Range [l/min]	*	Code		UM
N 4-20	*	1300079051	1	pc.



### Plastic manifold 1 1/2" x 1"

GROUP: E

Number of circuits	*	Code		UM
N 2	*	1328155015	1	pc.
N 3	*	1328155016	1	pc.
N 4	*	1328155017	1	pc.
N 5	*	1328155018	1	pc.
N 6	*	1328155019	1	pc.
N 7	*	1328155020	1	pc.
N 8	*	1328155021	1	pc.
N 9	*	1328155022	1	pc.
N 10	*	1328155023	1	pc.
N 11	*	1328155024	1	pc.
N 12	*	1328155025	1	pc.
N 13	*	1328155026	1	pc.
N 14	*	1328155027	1	pc.
N 15	*	1328155028	1	pc.
N 16	*	1328155029	1	pc.

**Note:**  
The manifold is equipped with a 4-20 l/min flowmeter.



### Plastic manifold basic set 1 1/2" x 1"

GROUP: E

	*	Code		UM
N		1300079054	1	pc.

Each set includes:  
 ■ plastic end - 2 pcs.,  
 ■ 1 1/2" M Brass Head/1 1/2" M - 2 pcs.,  
 ■ head module with air vent and thermometer - 2 pcs.,  
 ■ bracket - 4 pcs.,  
 ■ nuts - 8 pcs.



### Plastic manifold supply module 1 1/2" x 1" with flowmeter

GROUP: E

Range [l/min]	*	Code		UM
N 7-32	*	1300079055	1	pc.
N 4-20	*	1300079056	1	pc.

### Plastic manifold return module 1½" × 1"

GROUP: E

	*	Code		UM
N	*	1300079057	1	pc.



### Plastic manifold thermostatic return module 1½" × 1"

GROUP: E

	*	Code		UM
N	*	1300079058	1	pc.



### Straight thermostatic valve - M30×1,5

GROUP: A

Size	*	Code		UM
Rp½"		1700277001	1	pc.

**Note:**

Used as a service element for manifolds series 73E and 77E, as well as KAN-therm pump groups. By using M30×1.5 adapter, electric servomotor and room thermostat, it can be used to adjust temperature for a whole area.



### Straight return valve with pre-set

GROUP: A

Size	*	Code		UM
Rp½"		1700277000	1	pc.

**Note:**

Used as a service element for manifolds series 73E and 77E, as well as KAN-therm pump groups. It enables hydraulic regulation of surface heating installations - setting supply temperature of heating loops.



### Thermostatic head with pad

GROUP: A

Size [mm]	*	Code		UM
M30×1,5		1802108006	1	pc.

**Note:**

The element is intended for manifolds series 73E and 77E, as well as KAN-therm pump groups - it works as a protection against exceeding a temperature in a surface heating installation.





## Thermostatic head with pad for InoxFlow manifolds

**GROUP: A**

Size [mm]	*	Code		UM
M30×1,5		1802108008	1	pc.

**Note:**

The element is intended for manifolds series USVP and USFP, as well as KAN-therm pump groups - it works as a protection against exceeding a temperature in a surface heating installation.

 coil
  bar
  pipes in tube
  bag
  carton box
  pallet
  new
  available soon



\* custom-made - lead time max 4 weeks | \*\* availability as agreed | \*\*\* while stock lasts



## Floor heating cabinets

### Recess mounted cabinet Slim+

GROUP: D

	Size (H×W×D) [mm]	*	Code			UM
N	750-850×450×110-160		1414183018	1	33	pc.
N	750-850×550×110-160		1414183019	1	27	pc.
N	750-850×700×110-160		1414183020	1	21	pc.
N	750-850×850×110-160		1414183021	1	15	pc.
N	750-850×1000×110-160		1414183022	1	14	pc.
N	750-850×1200×110-160		1414183023	1	12	pc.



**STD** - a manifold without additional fixtures, with 1" stop end on one side.

**KPL** - a manifold with SET-K connection valves and a tee with an air vent and a drain valve in a beam.

**+GP H** - a manifold with an integrated set-point mixing unit.

**KPL +GP 3D** - a manifold with a vent and drain valve in a beam, as well as connected mixing pump group with a three-way thermostatic valve.

**OPT** - a manifold with a built-in vent and drain group, as well as SET-K connection valves.

**OPT +GP 3D** - a manifold with a built-in vent and drain group, as well as connected mixing pump group with a three-way thermostatic valve.

The drain and vent group should be taken as additional outlet.

Code	Type	Brass manifold (Max. number of circuits)				InoxFlow manifold (Max. number of circuits)					
		STD	KPL	+GP H	KPL +GP H	STD	KPL	OPT	+GP H	KPL +GP 3D	OPT +GP 3D
1414183018	Slim+ 450	8	3	-	2	7	2	5	-	2	-
1414183019	Slim+ 550	10	5	2	4	9	4	7	-	4	3
1414183020	Slim+ 700	12	8	5	7	12	7	10	4	7	7
1414183021	Slim+ 850	12	11	8	10	13	10	12	7	10	10
1414183022	Slim+ 1000	12	12	11	12	13	12	12	10	12	12
1414183023	Slim+ 1200	12	12	12	12	13	12	12	13	12	12

### Surface mounted cabinet SWN-OP

GROUP: D

	Size (H×W×D) [mm]	*	Code			UM
	710×580×140		1446180000	1	20	pc.
	710×780×140		1446180001	1	14	pc.
	710×930×140		1446180002	1	11	pc.

**Note:**

In the "Size" field, there is given:

- the external dimension of the cabinet body.

**STD** - a manifold without additional fixtures, with 1" stop end on one side.

**KPL** - a manifold with SET-K connection valves and a tee with an air vent and a drain valve in a beam.

**+GP H** - a manifold with an integrated set-point mixing unit.

**KPL +GP 3D** - a manifold with a vent and drain valve in a beam, as well as connected mixing pump group with a three-way thermostatic valve.

**OPT** - a manifold with a built-in vent and drain group, as well as SET-K connection valves.

**OPT +GP 3D** - a manifold with a built-in vent and drain group, as well as connected mixing pump group with a three-way thermostatic valve.

The drain and vent group should be taken as additional outlet.



Code	Type	Brass manifold (Max. number of circuits)				InoxFlow manifold (Max. number of circuits)					
		STD	KPL	+GP H	KPL +GP H	STD	KPL	OPT	+GP H	KPL +GP 3D	OPT +GP 3D
1446180000	SWN-OP 580	10	6	2	5	9	5	7	-	4	4
1446180001	SWN-OP 780	12	10	6	9	13	9	11	5	8	8
1446180002	SWN-OP 930	12	12	9	12	13	12	12	8	11	11

 coil  bar  pipes in tube  bag  carton box  pallet **N** new **i** available soon

\* custom-made - lead time max 4 weeks | \*\* availability as agreed | \*\*\* while stock lasts



## Recess mounted cabinet SWP-OP

**GROUP: D**

Size (H×W×D) [mm]	*	Code			UM
750-850×580×110-160		<b>1446117003</b>	1	20	pc.
750-850×780×110-160		<b>1446117004</b>	1	17	pc.
750-850×930×110-160		<b>1446117005</b>	1	14	pc.

**Note:**

In the "Size" field, there is given:

- the external dimension of the cabinet body (the minimum dimension of the mounting cavity).

**STD** - a manifold without additional fixtures, with 1" stop end on one side.

**KPL** - a manifold with SET-K connection valves and a tee with an air vent and a drain valve in a beam.

**+GP H** - a manifold with an integrated set-point mixing unit.

**KPL +GP 3D** - a manifold with a vent and drain valve in a beam, as well as connected mixing pump group with a three-way thermostatic valve.

**OPT** - a manifold with a built-in vent and drain group, as well as SET-K connection valves.

**OPT +GP 3D** - a manifold with a built-in vent and drain group, as well as connected mixing pump group with a three-way thermostatic valve.

The drain and vent group should be taken as additional outlet.

Code	Type	Brass manifold (Max. number of circuits)				InoxFlow manifold (Max. number of circuits)					
		STD	KPL	+GP H	KPL +GP H	STD	KPL	OPT	+GP H	KPL +GP 3D	OPT +GP 3D
1446117003	SWP-OP 580	10	6	2	5	9	5	7	-	4	4
1446117004	SWP-OP 780	12	10	6	9	13	9	11	5	8	8
1446117005	SWP-OP 930	12	12	9	12	13	12	12	8	11	11

 coil 
  bar 
  pipes in tube 
  bag 
  carton box 
  pallet 
  new 
  available soon

\* custom-made - lead time max 4 weeks | \*\* availability as agreed | \*\*\* while stock lasts

## Basic+ - automation components

### Temperature sensor Basic+ with concealed setting (heating)

GROUP: A

Voltage	*	Code		UM
230 V		1802265131	1	pc.
24 V		1802265132	1	pc.

**Note:**

The temperature sensor requires a 3-wire installation.



### Analogue thermostat Basic+ (heating)

GROUP: A

Voltage	*	Code		UM
230 V		1802265024	1	pc.
24 V		1802265025	1	pc.

**Note:**

The thermostat works with servomotors of the following codes: 1802003004 and 1802003006 through the terminal blocks with the following codes: 1802212013, 1802212014, 1802212015, 1802212016. Required at least 3-wire installation.



### Analogue thermostat Basic+ (heating/cooling)

GROUP: A

Voltage	*	Code		UM
230 V		1802265032	1	pc.
24 V		1802265033	1	pc.

**Note:**

The thermostat works with servomotors of the following codes: 1802003004 and 1802003006 through the terminal blocks with the following codes: 1802212013, 1802212014, 1802212015, 1802212016. Required at least 3-wire (heating) or 4-wire (cooling) installation.



### Thermostat Basic+ with LCD Standard (heating)

GROUP: A

Voltage	*	Code		UM
230 V		1802265020	1	pc.
24 V		1802265021	1	pc.

**Note:**

The thermostat works with servomotors of the following codes: 1802003004 and 1802003006 through the terminal blocks with the following codes: 1802212013, 1802212014, 1802212015, 1802212016. Required at least 3-wire installation.



 coil  bar  pipes in tube  bag  carton box  pallet **N** new  available soon

\* custom-made - lead time max 4 weeks | \*\* availability as agreed | \*\*\* while stock lasts



### Thermostat Basic+ with LCD Control (heating/cooling)

GROUP: A

Voltage	*	Code		UM
230 V		1802012004	1	pc.
24 V		1802012005	1	pc.

**Note:**

The thermostat works with servomotors of the following codes: 1802003004 and 1802003006 through the terminal blocks with the following codes: 1802212013, 1802212014, 1802212015, 1802212016. Required at least 3-wire (heating) or 4-wire (cooling) installation.



### Sensor for thermostat LCD Control Basic+ with cable

GROUP: A

	*	Code		UM
		1802012006	1	pc.



### Bimetallic room thermostat

GROUP: A

Voltage	*	Code		UM
230 V		1802265022	1	25 pc.
230 V / 24 V		1802265023	1	25 pc.

**Note:**

The thermostat works with servomotors of the following codes: 1802003004 and 1802003006 through the terminal blocks with the following codes: 1802212015, 1802212016, 1802212013 and 1802212014.  
Thermostat 1802265022 - 3-wire.  
Thermostat 1802265023 - 2-wire.



### Weekly programmable room thermostat

GROUP: A

	*	Code		UM
	***	1802265128	1	5 pc.

**Note:**

The controller has battery power supply. Required at least 2-wire installation.



### Week controller with floor temperature sensor

GROUP: A

	*	Code		UM
		1802265038	1	20 pc.

**Note:**

Flush installation. Required at least 3-wire installation.

coil bar pipes in tube bag carton box pallet **N** new available soon

\* custom-made - lead time max 4 weeks | \*\* availability as agreed | \*\*\* while stock lasts

### Floor sensor for weekly thermostat.

GROUP: A

	*	Code		UM
		1802012002	1	pc.



### Terminal block Basic+ (heating/cooling) - 6 zones

GROUP: A

Voltage	*	Code		UM
230 V		1802212015	1	pc.
24 V		1802212016	1	pc.



### Terminal block Basic+ (heating/cooling) - 10 zones

GROUP: A

Voltage	*	Code		UM
230 V		1802212013	1	pc.
24 V		1802212014	1	pc.



### Power adapter for Basic+ terminal block

GROUP: A

Voltage	*	Code		UM
230 V / 24 V		1802265040	1	pc.



### Servomotor 230 V

GROUP: A

Version	*	Code		UM
NC		1802003004	1	pc.
NO	*	1802003003	1	pc.

**Note:**

No adapter included.  
 NC (normally closed) - de-energised closed.  
 NO (normally open) - de-energised open.



 coil  bar  pipes in tube  bag  carton box  pallet **N** new **i** available soon

\* custom-made - lead time max 4 weeks | \*\* availability as agreed | \*\*\* while stock lasts



### Servomotor 230 V with M30×1.5 adapter

GROUP: A

Version	*	Code		UM
N NC		1802212036	1	pc.

**Note:**  
The servomotor has M30×1.5 adapter.  
NC (normally closed) - de-energised closed



### Servomotor 24 V

GROUP: A

Version	*	Code		UM
NC		1802003006	1	pc.
NO	*	1802003005	1	pc.

**Note:**  
No adapter included.  
NC (normally closed) - de-energised closed.  
NO (normally open) - de-energised open.



### Servomotor 24 V with M30×1.5 adapter

GROUP: A

Version	*	Code		UM
N NC		1327098159	1	pc.

**Note:**  
The servomotor has M30×1,5 adapter.  
NC (normally closed) - de-energised closed



### Servomotor adapter

GROUP: A

Version	*	Code			UM
M30×1,5		1802003001	20	300	pc.

**Note:**  
M30×1.5 adapter can be used on servomotor valves in InoxFlow manifolds and thermostatic valves in pump groups 1346103000.  
The adapter works with SMART servomotors of the following codes: 1802003004, 1802003003, 1802003006, 1802003005.

## Smart - automation components

### Thermostat Smart with LCD, without floor temperature sensor **GROUP: A**

Version	*	Code		UM
2 × LR03/AAA		1802265019	1	pc.

**Note:** thermostat cannot operate with floor temperature sensor.



### Thermostat Smart with LCD, with floor temperature sensor **GROUP: A**

Version	*	Code		UM
2 × LR03/AAA		1802265039	1	pc.



### Terminal block Smart 230 V with LAN **GROUP: A**

Version	*	Code		UM
4/6		1802265008	1	pc.
8/12		1802265009	1	pc.
12/18		1802265007	1	pc.

**Note:**  
 4/6 - up to 4 thermostats and 6 servomotors.  
 8/12 - up to 8 thermostats and 12 servomotors.  
 12/18 - up to 12 thermostats and 18 servomotors.



### Terminal block Smart 24 V with LAN and transformer **GROUP: A**

Version	*	Code		UM
4/6	***	1802265011	1	pc.
8/12	***	1802265012	1	pc.
12/18	***	1802265010	1	pc.

**Note:**  
 4/6 - up to 4 thermostats and 6 servomotors.  
 8/12 - up to 8 thermostats and 12 servomotors.  
 12/18 - up to 12 thermostats and 18 servomotors.



 coil  bar  pipes in tube  bag  carton box  pallet **N** new  available soon

\* custom-made - lead time max 4 weeks | \*\* availability as agreed | \*\*\* while stock lasts



### Servomotor 230 V

GROUP: A

Version	*	Code		UM
NC		1802003004	1	pc.
NO	*	1802003003	1	pc.

**Note:**  
 No adapter included.  
 NC (normally closed) - de-energised closed.  
 NO (normally open) - de-energised open.



### Servomotor 230 V with M30×1.5 adapter

GROUP: A

Version	*	Code		UM
<b>N</b> NC		1802212036	1	pc.

**Note:**  
 The servomotor has M30×1.5 adapter.  
 NC (normally closed) - de-energised closed



### Servomotor 24 V

GROUP: A

Version	*	Code		UM
NC		1802003006	1	pc.
NO	*	1802003005	1	pc.

**Note:**  
 No adapter included.  
 NC (normally closed) - de-energised closed.  
 NO (normally open) - de-energised open.



### Servomotor 24 V with M30×1.5 adapter

GROUP: A

Version	*	Code		UM
<b>N</b> NC		1327098159	1	pc.

**Note:**  
 The servomotor has M30×1,5 adapter.  
 NC (normally closed) - de-energised closed



### Servomotor adapter

GROUP: A

Version	*	Code		UM
M30×1,5		1802003001	20	300 pc.

**Note:**  
 M30×1.5 adapter can be used on servomotor valves in InoxFlow manifolds and thermostatic valves in pump groups 1346103000.  
 The adapter works with SMART servomotors of the following codes: 1802003004, 1802003003, 1802003006, 1802003005.



## External antenna Smart

GROUP: A


*	Code		UM
	1802010000	1	pc.

**Note:**  
5 m connection cable is included.



## Signal repeater Smart

GROUP: A

*	Code		UM
	1802010002	1	pc.

**Note:**  
Includes 230 V power supply.



## Controllers, additional accessories and tools



### Smart servomotor adapter

GROUP: A

Version	*	Code			UM
M28×1,5		1802003002	20	160	pc.

**Note:**

Adapter M28×1.5 is used for valves installed in brass manifolds series 71A, 73A, 77E, 75A, 77A and 77E of KAN-therm system with servomotors on the upper beam. The adapter works with SMART servomotors of the following codes: 1802003004, 1802003003, 1802003006, 1802003005.



### Servomotor adapter

GROUP: A

Version	*	Code			UM
M30×1,5		1802003001	20	300	pc.

**Note:**

M30×1.5 adapter can be used on servomotor valves in InoxFlow manifolds and thermostatic valves in pump groups 1346103000. The adapter works with SMART servomotors of the following codes: 1802003004, 1802003003, 1802003006, 1802003005.



### Underfloor heating unit with valve, thermostatic head and air vent

GROUP: A

	*	Code		UM
	***	1802183000	1	pc.

**Note:**

The set is equipped with its manual air vent. The thermostatic head measures the air temperature in the room.



### Return temperature limiter and room controller Premium RTL Kombi UP DUO

GROUP: A

	*	Code		UM
<b>N</b>		1802265130	1	pc.

coil bar pipes in tube bag carton box pallet **N** new available soon

\* custom-made - lead time max 4 weeks | \*\* availability as agreed | \*\*\* while stock lasts

## Icing controller

GROUP: A

	*	Code		UM
	*	1802047003	1	pc.

**Note:**

The controller requires a snow and ice sensor, as well as a temperature and humidity sensor.



## Snow and ice sensor with 15 m wire

GROUP: A

	*	Code		UM
	*	1802047000	1	pc.

**Note:**

The snow and ice sensor works with icing controller for heating open areas, code 1802047003.



## Temperature and humidity sensor

GROUP: A

	*	Code		UM
	*	1802047001	1	pc.

**Note:**

The temperature and humidity sensor works with icing controller for heating open areas, code 1802047003.



## Tacker tool for clips

GROUP: K

	*	Code		UM
	*	1950267002	1	pc.

**Note:**

Tacker work with tape clips in short U42 (42 mm) and long U55 (55 mm) versions.



## Plastic Tacker tool for clips

GROUP: K

	*	Code		UM
	*	1950254001	1	pc.

**Note:**

Tacker work with tape clips in short U42 (42 mm) and long U55 (55 mm) versions.



 coil  bar  pipes in tube  bag  carton box  pallet **N** new **i** available soon

\* custom-made - lead time max 4 weeks | \*\* availability as agreed | \*\*\* while stock lasts



### Adhesive tape hand feeder

GROUP: A

	*	Code		UM
	*	1800183009	1	pc.



### Pipe uncoiler

GROUP: K

	*	Code		UM
	*	1928270001	1	pc.



### Pipes guide arm for uncoiler

GROUP: K

	*	Code		UM
	*	1928270000	1	pc.



### TBS electric cutter

GROUP: K

	*	Code		UM
	*	1950267005	1	pc.

**Note:**  
TBS cutter with a tip is used to cut grooves for Ø16 pipes in complementary TBS boards.



### TBS cutter tip

GROUP: K

	*	Code		UM
	*	1950267000	1	pc.

coil bar pipes in tube bag carton box pallet **N** new available soon

\* custom-made - lead time max 4 weeks | \*\* availability as agreed | \*\*\* while stock lasts

### Combination wrench for G<sup>3/4</sup>" eurocone adapters

**GROUP: K**

Size [mm]	*	Code			UM
30	*	1938267035	1	15	pc.


**Note:**

The wrench is intended for assembling G<sup>3/4</sup>" Eurocone adapters.



### Pipe cutter for PB

**GROUP: K**

Size [mm]	*	Code		UM
8x1		1950060000	1	pc.



### Pipe cutter

**GROUP: K**

Size [mm]	*	Code			UM
12-32		1938267050	1	25	pc.



### Pipe cutter blade

**GROUP: K**

Size [mm]	*	Code		UM
12-32	*	1938267055	1	pc.



### Pipe cutter for PERTAL pipes

**GROUP: K**

Size [mm]	*	Code		UM
14-32		1936267054	1	pc.



 coil  bar  pipes in tube  bag  carton box  pallet **N** new **i** available soon

\* custom-made - lead time max 4 weeks | \*\* availability as agreed | \*\*\* while stock lasts



### Pipe cutter blade for PERTAL pipe

GROUP: K

Size [mm]	*	Code		UM
14-32		1936267059	1	pc.



### Calibrator for PERTAL pipes

GROUP: K

Size [mm]	*	Code		UM
14	*	1936267022	1	pc.
16		1936267026	1	pc.
20		1936267028	1	pc.
25 / 26		1936267030	1	pc.



### Universal calibrator for PERTAL pipes

GROUP: K

Size [mm]	*	Code		UM
16 / 20 / 25 / 26		1936267044	1	pc.



### Internal spring for pipes bending

GROUP: K

Size [mm]	*	Code			UM
16		1936267075	1	10	pc.
20		1936267077	1	10	pc.
25-26		1936267071	1	10	pc.

**Note:**  
The internal spring works with PERTAL pipes.



### External spring for bending pipes

GROUP: K

Size [mm]	*	Code			UM
16		1936267081	1	60	pc.
20		1936267086	1	40	pc.
25-26		1936267088	1	25	pc.

**Note:**  
The external spring works with PERTAL<sup>2</sup> and PERTAL pipes.


coil bar pipes in tube bag carton box pallet **N** new available soon

\* custom-made - lead time max 4 weeks | \*\* availability as agreed | \*\*\* while stock lasts





Install the **future**



SYSTEM **KAN-therm**

# Manifolds and cabinets

supplementary elements

Quality and reliability

EN 24/07

# Table of contents

## Cabinets and manifolds - supplementary elements

Fittings for union connections .....	<b>207</b>
Fittings for connecting Ø15 nickel-plated pipes .....	<b>209</b>
General purpose fittings .....	<b>211</b>
Manifolds .....	<b>214</b>
Manifold accessories .....	<b>218</b>
Installation cabinets .....	<b>225</b>
Installation accessories and fastening elements .....	<b>228</b>



# Cabinets and manifolds - supplementary elements

## Fittings for union connections

### Brass male coupling

**GROUP: A**

Size	*	Code			UM
G½"		1709174003	20	300	pc.
G¾"		1709174001	10	150	pc.
G1"		1709174000	10	100	pc.

**Note:**

The element is compatible with adapters for PEXC and PERT pipes, connectors for PERTAL pipes, as well as nuts and sleeves for copper pipes.



### Brass nickel-plated male coupling

**GROUP: A**

Size	*	Code			UM
G½"		1709174004	10	100	pc.

**Note:**

The element is compatible with adapters for PEXC and PERT pipes, connectors for PERTAL pipes, as well as nuts and sleeves for copper pipes. Do not use for potable water.



### Brass male reducing coupling

**GROUP: A**

Size	*	Code			UM
G¾" / G½"		1709174013	10	150	pc.
G1" / G¾"		1709174009	10	100	pc.

**Note:**

The element is compatible with adapters for PEXC and PERT pipes, connectors for PERTAL pipes, as well as nuts and sleeves for copper pipes.



### Brass male elbow 90°

**GROUP: A**

Size	*	Code			UM
G½"	***	1709068008	20	200	pc.
G¾"		1709068010	10	120	pc.

**Note:**

The element is compatible with adapters for PEXC and PERT pipes, as well as connectors for PERTAL pipes.





### Brass male/female elbow 90°

GROUP: A

Size	*	Code			UM
G½"		1709068004	10	150	pc.
G¾" / G¾"	***	1709068006	10	80	pc.
G1"	***	1709068018	5	50	pc.

**Note:**

The element is compatible with adapters for PEXC and PERT pipes, as well as connectors for PERTAL pipes.



### Brass male tee

GROUP: A

Size	*	Code			UM
G½"	***	1709257009	10	120	pc.
G¾"	***	1709257011	5	70	pc.

**Note:**

The element is compatible with adapters for PEXC and PERT pipes, as well as connectors for PERTAL pipes.




### Plastic male stop end for leak tests

GROUP: A

Size	*	Code			UM
G½"		1700250001	20	300	pc.

**Note:**

The plastic stop end is intended only for the leak test of the installation.  
The stop end has its O-Ring seal.



### Mounting bolt

GROUP: A

Size [mm]	*	Code			UM
M8		1700183012	100	2000	pc.

**Note:**

It connects the mounting plate with wallplate elbows and tees.

## Fittings for connecting Ø15 nickel-plated pipes

### Eurocone adapter for Cu Ø15 pipe

GROUP: A

Size	*	Code			UM
15 G <sup>3</sup> / <sub>4</sub> "		1709043005	15	150	pc.


**Note:**

The adapter is compatible with fittings for union connections with male threads and radiator combined valves.



### Universal eurocone adapter for Ø15 pipes

GROUP: A

Size [mm]	*	Code			UM
15 G <sup>3</sup> / <sub>4</sub> "		1709043010	15	150	pc.

**Note:**

Universal adapter, enabling connection of metal pipes (e.g. copper, nickel-plated copper, KAN-therm Steel and Inox system pipes) with a diameter of 15 mm. The construction of the adapter allows for its multiple use.



### Eurocone adapter for Cu Ø15 pipe

GROUP: A

Size	*	Code			UM
15 G <sup>1</sup> / <sub>2</sub> "		1709043003	20	300	pc.


**Note:**

Adapter is compatible with nipples and fittings for union connections.



### Compression for Cu Ø15 pipes

GROUP: A

Size [mm]	*	Code			UM
15 G <sup>1</sup> / <sub>2</sub> "		1709043011	20	300	pc.

**Note:**

The compression fitting is compatible with 1709040000.





## Nickel-plated male/female connection body for Ø15 pipe

GROUP: A

Size [mm]	*	Code			UM
15 G 1/2"		1709040000	20	200	pc.

**Note:**

To be used together with a compression for Cu Ø15 mm pipe (1709043011) when connecting radiators with female 1/2" thread using fittings with nickel-plated Cu Ø15 mm pipes.


coil bar pipes in tube bag carton box pallet **N** new available soon

\* custom-made - lead time max 4 weeks | \*\* availability as agreed | \*\*\* while stock lasts

## General purpose fittings

### Brass male/female union

GROUP: A

Size	*	Code		UM
G1/2"		1709271005	100	pc.
G3/4"		1709271006	60	pc.
G1"		1709271004	30	pc.



### Brass male/female angle union

GROUP: A

Size	*	Code		UM
G1/2"		1709271002	70	pc.



### Brass female elbow 90°

GROUP: A

Size	*	Code			UM
G3/4"	***	1709068002	5	50	pc.
G1"		1709068000	-	50	pc.



### Brass female tee

GROUP: A

Size	*	Code			UM
G1/2"	***	1709257002	5	70	pc.
G3/4"	***	1709257003	5	50	pc.
G1"		1709257014	-	30	pc.





### Brass female coupling

GROUP: A

Size	*	Code							UM
G1/2"		1709245010					20	200	pc.
G3/4"		1709245012					10	120	pc.
G1"	***	1709245003					10	80	pc.



### Brass female reducing coupling

GROUP: A


Size	*	Code							UM
G3/4" / G1/2"		1709245014					10	120	pc.



### Brass male/female reducing coupling

GROUP: A

Size	*	Code							UM
G3/4" / G1/2"		1709220007					20	200	pc.
G1" / G1/2"		1709220011					10	200	pc.
G1" / G3/4"		1709220003					10	120	pc.



### Brass female stop end

GROUP: A

Size	*	Code							UM
G1/2"		1709250001					5	50	pc.
G3/4"		1709250002					20	300	pc.



### Plastic male stop end for leak tests

GROUP: A

Size	*	Code							UM
G1/2"		1700250001					20	300	pc.

**Note:**  
The plastic stop end is intended only for the leak test of the installation.  
The stop end has its O-Ring seal.


## Mounting bolt







GROUP: A

Size [mm]	*	Code			UM
M8		1700183012	100	2000	pc.

**Note:**

It connects the mounting plate with wallplate elbows and tees.



 coil  bar  pipes in tube  bag  carton box  pallet **N** new  available soon


\* custom-made - lead time max 4 weeks | \*\* availability as agreed | \*\*\* while stock lasts


# Manifolds



## Residential manifold set


GROUP: E

Number of circuits (H×W×D) [mm]	*	Code		UM
2 (1280×375×264)	*	1343183013	1	pc.
3 (1280×375×264)	*	1343183014	1	pc.
4 (1280×475×264)	*	1343183015	1	pc.
5 (1280×575×264)	*	1343183016	1	pc.
6 (1280×675×264)	*	1343183017	1	pc.
7 (1280×775×264)	*	1343183018	1	pc.
8 (1280×875×264)	*	1343183019	1	pc.



## Water module of the residential manifold set


GROUP: E

Number of circuits (H×W×D) [mm]	*	Code		UM
2 (727×377×169)	*	1343183035	1	pc.
3 (727×447×169)	*	1343183036	1	pc.
4 (727×547×169)	*	1343183037	1	pc.
5 (727×647×169)	*	1343183038	1	pc.
6 (727×747×169)	*	1343183039	1	pc.
7 (727×847×169)	*	1343183040	1	pc.
8 (727×947×169)	*	1343183041	1	pc.



## Central heating module of the residential manifold set

GROUP: E

Number of circuits (H×W×D) [mm]	*	Code		UM
2 (720×377×268)	*	1343183042	1	pc.
3 (727×447×268)	*	1343183043	1	pc.
4 (727×547×268)	*	1343183044	1	pc.
5 (727×647×268)	*	1343183045	1	pc.
6 (727×747×268)	*	1343183046	1	pc.
7 (727×847×268)	*	1343183047	1	pc.
8 (727×947×268)	*	1343183048	1	pc.


 coil 
  bar 
  pipes in tube 
  bag 
  carton box 
  pallet 
  new 
  available soon

\* custom-made - lead time max 4 weeks | \*\* availability as agreed | \*\*\* while stock lasts



## InnoFlow manifold without accessories (RBB series)

GROUP: E

Number of circuits (H×W×D) [mm]	*	Code		UM
2 (325×140×84)		1316156000	1	pc.
3 (325×190×84)		1316156001	1	pc.
4 (325×240×84)		1316156002	1	pc.
5 (325×290×84)		1316156003	1	pc.
6 (325×340×84)		1316156004	1	pc.
7 (325×390×84)		1316156005	1	pc.
8 (325×440×84)		1316156006	1	pc.
9 (325×490×84)		1316156007	1	pc.
10 (325×540×84)		1316156008	1	pc.
11 (325×590×84)		1316156009	1	pc.
12 (325×640×84)		1316156010	1	pc.

**Note:**

The manifold has holes with female G $\frac{1}{2}$ " thread as outlets for individual circuits with a spacing of 50 mm.  
 Manifold supply - upper beam.  
 Return from manifold - lower beam.  
 The beams have female G1" thread as installation connections and female G $\frac{1}{2}$ " thread in the upper surface to mount air vents.  
 The supply and return beam have G1" stop end mounted on one side.



## MARKING OF MANIFOLD SERIES



R or U    B,N,S,V or F    T, A or P

**Radiator**  
manifolds for central heating and drinking water

**Underfloor heating**  
manifolds for underfloor heating

**equipment of top or bottom beams**

**Basic**  
no accessories

**Nipples**

**Servomotor valves**

**Valves**  
shut-off or balancing valves

**Flowmeters**

**additional accessories**


**Top**  
air-vent on top of the beam

**Axis**  
air-vent in the axis of the beam

**Pump**  
mixing unit

## InnoFlow manifold with union nipples (RNN series)

GROUP: E

Number of circuits (H×W×D) [mm]	*	Code		UM
2 (325×140×84)		1316158000	1	pc.
3 (325×190×84)		1316158001	1	pc.
4 (325×240×84)		1316158002	1	pc.
5 (325×290×84)		1316158003	1	pc.
6 (325×340×84)		1316158004	1	pc.
7 (325×390×84)		1316158005	1	pc.
8 (325×440×84)		1316158006	1	pc.
9 (325×490×84)		1316158007	1	pc.
10 (325×540×84)		1316158008	1	pc.
11 (325×590×84)		1316158009	1	pc.
12 (325×640×84)		1316158010	1	pc.

**Note:**


The manifold works with G $\frac{3}{4}$ " connection adapters and G $\frac{3}{4}$ " connectors.  
 Outlets for individual circuits have 50 mm spacing.  
 Manifold supply - upper beam.  
 Return from manifold - lower beam.  
 The beams have female G1" thread as installation connections and female G $\frac{1}{2}$ " thread in the upper surface to mount air vents.  
 The supply and return beam have G1" stop end mounted on one side.





## InoxFlow manifold with shut-off valves (RVV series) - spacing 50 mm

**GROUP: E**

Number of circuits (H×W×D) [mm]	*	Code		UM
2 (325×140×84)		<b>1316161000</b>	1	pc.
3 (325×190×84)		<b>1316161001</b>	1	pc.
4 (325×240×84)		<b>1316161002</b>	1	pc.
5 (325×290×84)		<b>1316161003</b>	1	pc.
6 (325×340×84)		<b>1316161004</b>	1	pc.
7 (325×390×84)		<b>1316161005</b>	1	pc.
8 (325×440×84)		<b>1316161006</b>	1	pc.
9 (325×490×84)		<b>1316161007</b>	1	pc.
10 (325×540×84)		<b>1316161008</b>	1	pc.
11 (325×590×84)		<b>1316161009</b>	1	pc.
12 (325×640×84)		<b>1316161010</b>	1	pc.

**Note:**

The manifold works with G $\frac{3}{4}$ " connection adapters and G $\frac{3}{4}$ " connectors.  
 Outlets for individual circuits have 50 mm spacing.  
 Each of the circuits has its shut-off valve.  
 Manifold supply - upper beam.  
 Return from manifold - lower beam.  
 Beams have G1" female thread.  
 The beams are not equipped with stop ends.

### MARKING OF MANIFOLD SERIES



|                      |                      |  
**R or U**      **B,N,S,V or F**      **T, A or P**

**Radiator**  
manifolds for central heating and drinking water

**Underfloor heating**  
manifolds for underfloor heating

**equipment of top or bottom beams**

**Basic**  
no accessories

**Nipples**

**Servomotor valves**

**Valves**  
shut-off or balancing valves

**Flowmeters**

**additional accessories**


**Top**  
air-vent on top of the beam

**Axis**  
air-vent in the axis of the beam

**Pump**  
mixing unit

## InoxFlow manifold with shut-off valves (RVV series) - span 100 mm

GROUP: E

	Number of circuits (H×W×D) [mm]	*	Code		UM
<b>N</b>	2 (337×190×85)		1316161029	1	pc.
<b>N</b>	3 (337×290×85)		1316161030	1	pc.
<b>N</b>	4 (337×390×85)		1316161031	1	pc.
<b>N</b>	5 (337×490×85)		1316161032	1	pc.
<b>N</b>	6 (337×590×85)		1316161033	1	pc.



**Note:**

The manifold works with G $\frac{3}{4}$ " eurocone adapters and G $\frac{3}{4}$ " connectors.  
 Outlets for individual circuits have 100 mm spacing.  
 Each of the circuits has its shut-off valve.  
 Manifold supply - upper beam.  
 Return from manifold - lower beam.  
 Beams have G1" female thread.  
 The beams are not equipped with stop ends.

### MARKING OF MANIFOLD SERIES



R or U    B,N,S,V or F    T, A or P

**Radiator**  
manifolds for central heating and drinking water

**Underfloor heating**  
manifolds for underfloor heating

**equipment of top or bottom beams**

**Basic**  
no accessories

**Nipples**

**Servomotor valves**

**Valves**  
shut-off or balancing valves

**Flowmeters**

**additional accessories**

**Top**  
air-vent on top of the beam

**Axis**  
air-vent in the axis of the beam

**Pump**  
mixing unit

## Manifold accessories



### Steel beam 1 1/4" with hole for air vent - 50 mm spacing

GROUP: E

Number of circuits (W) [mm]	*	Code			UM
2 (126)		1300154238	1	8	pc.
3 (176)		1300154239	1	8	pc.
4 (226)		1300154240	1	8	pc.
5 (276)		1300154241	1	8	pc.
6 (326)		1300154242	1	8	pc.
7 (376)		1300154243	1	8	pc.
8 (426)		1300154244	2	8	pc.
9 (476)		1300154245	1	8	pc.
10 (526)		1300154246	1	8	pc.
11 (576)		1300154247	1	8	pc.
12 (625)		1300154248	1	8	pc.

**Note:**

The manifold beam has outlets for individual circuits with female G $\frac{1}{2}$ " thread and spacing 50 mm.  
The beams have female G1" thread as installation connections and female G $\frac{1}{2}$ " thread in the upper surface to mount air vents.



### Steel manifold beam 1 1/4" - spacing 100 mm

GROUP: E

Number of circuits (W) [mm]	*	Code			UM
2 (176)		1347154022	2	12	pc.
3 (276)		1300154128	2	12	pc.
4 (376)		1300154129	2	12	pc.
5 (476)		1300154130	2	12	pc.
6 (576)		1347154023	2	12	pc.

**Note:**

Manifold beams have outlets for individual circuits with female G $\frac{1}{2}$ " thread and spacing 100 mm.  
Beams have female G1" thread as installation connections.



### Brass male/female half union with flat gasket

GROUP: E



Size	*	Code			UM
1 1/4" / 3/4"	*	1300105001	5	70	pc.
1 1/4" / 1"	*	1300105000	5	50	pc.

**Note:**

Use the half union for manifolds series 91.

### Stainless steel beam with hole for air vent - spacing 50 mm



GROUP: E

Number of circuits (W) [mm]	*	Code			UM
2 (140)		1300154285	1	8	pc.
3 (190)		1300154287	1	8	pc.
4 (240)		1300154289	1	8	pc.
5 (290)		1300154291	1	8	pc.
6 (340)		1300154293	1	8	pc.
7 (390)		1300154295	1	8	pc.
8 (440)		1300154297	1	8	pc.
9 (490)		1300154299	1	8	pc.
10 (540)		1300154301	1	8	pc.
11 (590)		1300154303	1	8	pc.
12 (640)		1300154305	1	8	pc.



### Stainless steel beam - spacing 50 mm



GROUP: E

Number of circuits (W) [mm]	*	Code			UM
2 (140)		1300154271	1	8	pc.
3 (190)		1300154272	1	8	pc.
4 (240)		1300154273	1	8	pc.
5 (290)		1300154274	1	8	pc.
6 (340)		1300154275	1	8	pc.
7 (390)		1300154276	1	8	pc.
8 (440)		1300154277	1	8	pc.
9 (490)		1300154278	1	8	pc.
10 (540)		1300154279	1	8	pc.
11 (590)		1300154280	1	8	pc.
12 (640)		1300154281	1	8	pc.



### Stainless steel beam - spacing 100 mm

GROUP: E

Number of circuits (W) [mm]	*	Code			UM
2 (190)		1300154309	1	8	pc.
3 (290)		1300154310	1	8	pc.
4 (390)		1300154311	1	8	pc.
5 (490)		1300154312	1	8	pc.
6 (590)		1300154313	1	8	pc.



### Manifold bracket

GROUP: E

	*	Code		UM
		1700029001	50	pc.

**Note:** Manifold beams spacing in axes 235 mm.



 coil  bar  pipes in tube  bag  carton box  pallet **N** new **i** available soon

\* custom-made - lead time max 4 weeks | \*\* availability as agreed | \*\*\* while stock lasts



### Adjustable manifold bracket

GROUP: E

	*	Code			UM
		1300029005	1	15	pc.

**Note:**  
It makes it possible to vertical adjustment of the manifold beams spacing.  
Adjustment in the range 235 - 399 mm, each 41 mm.



### Universal nipple with O-Ring sealing

GROUP: E

Size	*	Code			UM
G $\frac{3}{4}$ " / G $\frac{1}{2}$ "		1300174003	20	200	pc.
G $\frac{1}{2}$ "		9825174030	20	200	pc.

**Note:**  
Use 1300174003 nipple for InoxFlow RNN and RVV manifolds, as well as under control valves of manifolds UVN, UVS, UVST and USVP.  
1300174003 nipples work with G $\frac{3}{4}$ " connection adapters.  
9825174030 nipples work with G $\frac{1}{2}$ " connection adapters.



### Nipple for manifold series 82

GROUP: E

Size	*	Code			UM
G $\frac{1}{2}$ "		1300174020	20	200	pc.



### Brass male/female reducer for manifold

GROUP: E

Size	*	Code			UM
G1" / G $\frac{1}{2}$ "		1300220002	10	120	pc.
G1" / G $\frac{3}{4}$ "		1300220003	10	120	pc.

**Note:**  
The reducer has an O-Ring seal built-in.  
When assembling in KAN-therm manifolds, additional sealing is not required.



### Nickel-plated male/female reducer for manifold


GROUP: E

Size	*	Code			UM
G1" / G $\frac{1}{2}$ "		1300220008	10	120	pc.
G1" / G $\frac{3}{4}$ "		1300220009	10	120	pc.

**Note:**  
The reducer has an O-Ring seal built-in.  
When assembling in KAN-therm manifolds, additional sealing is not required.  
Do not use for potable water.

### Brass male stop end

GROUP: E

Size	*	Code			UM
G1/2"		1709250004	20	300	pc.

**Note:**

The stop end has its O-Ring seal. Use a hex12 Allen wrench for tightening.



### Nickel-plated male stop end

GROUP: E

Size	*	Code			UM
G1/2"		1300250020	20	300	pc.

**Note:**

The stop end has an O-Ring. Use a hex12 Allen wrench for tightening. Do not use for potable water.



### Brass male stop end

GROUP: E

Size	*	Code			UM
G3/4"		1300250019	20	300	pc.
G1"		1300025002	10	150	pc.

**Note:**

The stop end has an O-Ring seal built-in. When assembling in KAN-therm manifolds, additional sealing is not required.



### Nickel-plated male stop end

GROUP: E

Size	*	Code			UM
G3/4"		1300250021	20	300	pc.
G1"		1300025005	10	120	pc.


**Note:**

The stop end has an O-Ring seal built-in. When assembling in KAN-therm manifolds, additional sealing is not required. Do not use for potable water.



### O-Ring seal

GROUP: E

Size [mm]	*	Code		UM
17x2,0	*	1700182001	100	pc.
18,3x2,4	*	1700182002	100	pc.
24x2,0	*	1700182004	100	pc.
28x3,0	*	1700182005	100	pc.

**Note:**

Use O-Ring, code 1700182002, for nipples, code 1300174003 and 1300174019, in brass manifolds. Use O-Ring, code 1700182001, for stop ends, code 1709250004 and 1300250020. Use O-Ring, code 1700182004, for stop ends, code 1300250019 and 1300250021. Use O-Ring, code 1700182005, for stop ends, code 1300025002 and 1300025005, as well as reducer, code 1300220002, 1300220003, 1300220008 and 1300220009.





### Male nipple with gasket

GROUP: E

Size	*	Code			UM
G1"		1300174028	10	100	pc.

**Note:**  
Use to connect manifolds with extension elements.



### Male nickel-plated nipple with gasket

GROUP: E

Size	*	Code			UM
G1"		1300174042	10	100	pc.

**Note:**  
Do not use for potable water. Use to connect manifolds with extension elements.



### Tee with gasket

GROUP: E

Size	*	Code			UM
G1" / G½" / G½"		1300257001	5	70	pc.

**Note:**  
Use the element in manifolds to extend a manifold by one circuit or add an air vent and drain valve.



### Nickel-plated tee with gasket

GROUP: E

Size	*	Code			UM
G1" / G½" / G½"		1300257003	5	70	pc.

**Note:**  
Use the element in manifolds to extend a manifold by one circuit or add an air vent and drain valve.  
Do not use for potable water.



### Straight valve set SET-P

GROUP: E

Size	*	Code			UM
G1"		1300183006	1	20	set

**Note:**  
1" valve set with a union, working with KAN-therm InoxFlow and brass manifolds without additional sealing.

Use when the manifold is supplied from the side.



### Angle valve set SET-K

GROUP: E

Size	*	Code			UM
G1"		1300183007	1	20	set

**Note:**

1" valve set with a union and elbows, working with KAN-therm manifolds without additional sealing. Use when the manifold is supplied from the floor.



### Tee with air vent and drain valve

GROUP: E

Size	*	Code			UM
G1"		1300257002	1	20	pc.



### Nickel-plated tee with air vent and drain valve

GROUP: E

Size	*	Code			UM
G1"		1300257004	10	80	pc.


**Note:**

Do not use for potable water.



### Manual air vent

GROUP: E

Size	*	Code			UM
G½"		1300005004	50	500	pc.



### Plastic air vent and drain valve

GROUP: E

Size	*	Code			UM
G½"		1300005003	25	100	pc.





### Metal air vent and drain valve

GROUP: E

Size	*	Code			UM
G½"		1300277000	25	100	pc.



### Air vent with stop valve

GROUP: E

Size	*	Code			UM
G½"		1300005000	1	25	pc.



**Note:**

The stop valve makes it possible to remove the air vent without the necessity to drain the installation.  
Use tow for sealing.

## Installation cabinets

### Surface mounted cabinet SWNE

GROUP: D

Size (H×W×D) [mm]	*	Code			UM
585×350×110		1445180002	1	48	pc.
585×450×110		1445180003	1	36	pc.
585×550×110		1445180004	1	32	pc.
585×650×110		1445180000	1	26	pc.
585×800×110		1445180001	1	24	pc.

Features:

- removable, varnished body,
- option to separate the back wall from the casing for comfortable and easy assembly of the manifold and installation components,
- four openings for dowels in the back wall,
- coin lock,
- white cabinet, colour RAL 9016.

**STD** - a manifold without additional fixtures, with 1" stop end on one side.

**KPL** - a manifold with SET-K connection valves and a tee with an air vent and a drain valve in a beam.

**OPT** - a manifold with a built-in vent and drain group, as well as SET-K connection valves.

The drain and vent group should be taken as additional outlet.



Max. number of circuits for RVV manifold (100 mm circuit spacing) are given in brackets.



Code	Type	Brass manifold (Max. number of circuits)		InoxFlow manifold (Max. number of circuits)		
		STD	KPL	STD	KPL	OPT
1445180002	SWNE-4	6	-	5 (3)	-	3 (2)
1445180003	SWNE-6	8	3	7 (4)	2 (-)	5 (3)
1445180004	SWNE-8	10	5	9 (5)	4 (2)	7 (4)
1445180000	SWNE-10	12	7	11 (6)	6 (3)	9 (5)
1445180001	SWNE-13	12	10	13 (6)	9 (5)	12 (6)

### Recess mounted cabinet Slim

GROUP: D

Size (H×W×D) [mm]	*	Code			UM
560-660×350×110-160		1445117036	1	42	pc.
560-660×450×110-160		1445117037	1	34	pc.
560-660×580×110-160		1445117038	1	24	pc.
560-660×780×110-160		1445117039	1	20	pc.
560-660×930×110-160		1445117040	1	17	pc.

Features:

- removable, varnished body,
- option to separate the back wall from the casing for comfortable and easy assembly of the manifold and installation components,
- four openings for dowels in the back wall,
- coin lock,
- white cabinet, colour RAL 9016.

**STD** - a manifold without additional fixtures, with 1" stop end on one side.

**KPL** - a manifold with SET-K connection valves and a tee with an air vent and a drain valve in a beam.

**+GP H** - a manifold with an integrated set-point mixing unit.

**KPL +GP 3D** - a manifold with a vent and drain valve in a beam, as well as connected mixing pump group with a three-way thermostatic valve.

**OPT** - a manifold with a built-in vent and drain group, as well as SET-K connection valves.

**OPT +GP 3D** - a manifold with a built-in vent and drain group, as well as connected mixing pump group with a three-way thermostatic valve.

The drain and vent group should be taken as additional outlet.

Max. number of circuits for RVV manifold (100 mm circuit spacing) are given in brackets.



Code	Type	Brass manifold (Max. number of circuits)				InoxFlow manifold (Max. number of circuits)					
		STD	KPL	+GP H	KPL +GP 3D	STD	KPL	OPT	+GP H	KPL +GP 3D	OPT +GP 3D
1445117036	Slim 350	6	-	-	-	5 (3)	-	3 (2)	-	-	-
1445117037	Slim 450	8	3	-	2	7 (4)	2 (-)	5 (3)	-	2 (-)	-
1445117038	Slim 580	10	6	2	5	9 (5)	5 (3)	7 (4)	-	4 (2)	4 (2)
1445117039	Slim 780	12	10	6	9	13 (6)	9 (5)	11 (6)	5 (3)	8 (4)	8 (4)
1445117040	Slim 930	12	12	10	12	13 (6)	12 (6)	12 (6)	8 (4)	11 (6)	11 (6)

 coil  bar  pipes in tube  bag  carton box  pallet **N** new **i** available soon

\* custom-made - lead time max 4 weeks | \*\* availability as agreed | \*\*\* while stock lasts



## Recess mounted cabinet SWPSE

GROUP: D

Size (H×W×D) [mm]	*	Code			UM
560-660×350×110-160		<b>1445117024</b>	1	42	pc.
560-660×450×110-160		<b>1445117013</b>	1	34	pc.
560-660×580×110-160		<b>1445117011</b>	1	24	pc.
560-660×780×110-160		<b>1445117012</b>	1	20	pc.
560-660×930×110-160		<b>1445117014</b>	1	17	pc.

**Note:**

In the "Size" field, there are given:

- the external dimensions of the cabinet body (the minimum dimension of the mounting recess).

Features:

- height adjustment by means of pull-out cabinet feet from 560 to 660 mm,
- frame height adjustment by means of the masking part from 525 to 550 mm,
- depth adjustment from 110 to 160 mm,
- coin lock,
- white cabinet, colour RAL 9016,
- cabinet has side punches in the form of cut-out shutters,
- 45° bend of the frame edge ensures good flush with the wall surface.

**STD** - a manifold without additional fixtures, with 1" stop end on one side.

**KPL** - a manifold with SET-K connection valves and a tee with an air vent and a drain valve in a beam.

**+GP H** - a manifold with an integrated set-point mixing unit.

**KPL +GP 3D** - a manifold with a vent and drain valve in a beam, as well as connected mixing pump group with a three-way thermostatic valve.

**OPT** - a manifold with a built-in vent and drain group, as well as SET-K connection valves.

**OPT +GP 3D** - a manifold with a built-in vent and drain group, as well as connected mixing pump group with a three-way thermostatic valve.

The drain and vent group should be taken as additional outlet.

Max. number of circuits for RVV manifold (100 mm circuit spacing) are given in brackets.

Code	Type	Brass manifold (Max. number of circuits)				InoxFlow manifold (Max. number of circuits)					
		STD	KPL	+GP H	KPL +GP 3D	STD	KPL	OPT	+GP H	KPL +GP 3D	OPT +GP 3D
1445117024	SWPSE 350	6	-	-	-	5 (3)	-	3 (2)	-	-	-
1445117013	SWPSE 450	8	3	-	2	7 (4)	2 (-)	5 (3)	-	2 (-)	-
1445117011	SWPSE 580	10	6	2	5	9 (5)	5 (3)	7 (4)	-	4 (2)	4 (2)
1445117012	SWPSE 780	12	10	6	9	13 (6)	9 (5)	11 (6)	5 (3)	8 (4)	8 (4)
1445117014	SWPSE 930	12	12	10	12	13 (6)	12 (6)	12 (6)	8 (4)	11 (6)	11 (6)



## Frame RAMSE

GROUP: D

Size (H×W) [mm]	*	Code			UM
525-560×350	*	<b>1445096018</b>	2	40	pc.
525-560×450	*	<b>1445096020</b>	2	40	pc.
525-560×580	*	<b>1445096011</b>	2	36	pc.
525-560×780	*	<b>1445096014</b>	2	26	pc.
525-560×930	*	<b>1445096016</b>	2	20	pc.

**Note:**

In the "Size" field, there are given:



- the dimension of the mounting recess.

Features:

- option to use a frame directly to mask wall recesses without the necessity to use recessed mounted cabinets SWPS and SWPSE,
- 150 mm long mounting lugs making it possible to mount the frame directly in the recess,
- dowels for mounting,
- frame height adjustment with a masking part from 525 to 560 mm,
- coin lock,
- white cabinet, colour RAL 9016,
- 45° bend of the frame edge ensures good flush with the wall surface.

## Frame RAMS

GROUP: D

Size (H×W) [mm]	*	Code			UM
570-625×350	*	1445096006	2	40	pc.
570-625×450	*	1445096008	2	40	pc.
570-625×580	*	1445096001	2	36	pc.
570-625×780	*	1445096002	2	26	pc.
570-625×930	*	1445096004	2	20	pc.

**Note:**

In the "Size" field, there are given:

- the dimension of the mounting recess.

**Features:**

- option to use a frame directly to mask wall recesses without the necessity to use a recess mounted cabinet SWPS and SWPSE,
- 150 mm long mounting lugs making it possible to mount the frame directly in the recess, dowels for mounting,
- frame height adjustment with a masking part from 570 to 625 mm,
- coin lock,
- white cabinet, colour RAL 9016,
- 45° bend of the frame edge ensures good flush with the wall surface.



## Lock for KAN-therm cabinets and frames

GROUP: D

	*	Code			UM
		1400151001	10	100	pc.



## Installation accessories and fastening elements



### Corrugated protecting pipe red

GROUP: A

Size [mm]	*	Code		UM
12-14 (23 mm)		1700049067	100	m
16-18 (25 mm)		1700049063	50	m
20 (28 mm)		1700049069	50	m
25-26 (35 mm)		1700049065	50	m
32 (43 mm)		1700049071	50	m
40 (50 mm)		1700049073	25	m

**Note:**

Use in cold and hot potable water installations and central heating as a protecting pipe when pouring concrete over the installation. The values given in parentheses are for the outside diameter of the corrugated protecting pipe.



### Corrugated protecting pipe blue

GROUP: A

Size [mm]	*	Code		UM
12-14 (23 mm)		1700049068	100	m
16-18 (25 mm)		1700049064	50	m
20 (28 mm)		1700049070	50	m
25-26 (35 mm)		1700049066	50	m
32 (43 mm)		1700049072	50	m
40 (50 mm)		1700049074	25	m

**Note:**

Use in cold and hot potable water installations and central heating as a protecting pipe when pouring concrete over the installation. The values given in parentheses are for the outside diameter of the corrugated protecting pipe.



### Single plastic mounting plate

GROUP: A

	*	Code			UM
		1700210011	10	160	pc.

**Note:**

Total length 59 mm, width 43 mm, depth 8 mm.  
It makes it possible to install wallplate elbows and tees with a bolt or nut on a wall or in wall grooves.  
Do not use in drywall.



### Double plastic mounting plate

GROUP: A

Spacing (L) [mm]	*	Code			UM
50		1700210008	10	120	pc.
80		1700210010	10	100	pc.
150		1700210006	10	70	pc.

Plate 50 mm - total length 84 mm, width 43 mm, depth 8 mm.  
Plate 80 mm - total length 114 mm, width 43 mm, depth 8 mm.  
Plate 150 mm - total length 184 mm, width 43 mm, depth 8 mm.

**Note:**

It makes it possible to install wallplate elbows and tees with a bolt or nut on a wall or in wall grooves.  
Do not use in drywall.

## Double metal mounting plate


GROUP: A

Spacing (L) [mm]	*	Code			UM
80, 150		1700210014	1	42	pc.

Plate total length 210 mm, width 55 mm, depth 9 mm.

**Note:**

It allows wall elbows and wall tees with a nut or mounting bolt to be installed on the wall, in wall grooves and drywall. Screws for mounting tap connections included (6 pcs.).



## Double metal bent mounting plate

GROUP: A


Spacing (L) [mm]	*	Code			UM
50, 80, 150		1700210002	10	20	pc.
50		1700210013	10	80	pc.

Plate 50, 80, 150 mm - total length 290 mm, width 40 mm, depth 28 mm.

Plate 50 mm - total length 190 mm, width 40 mm, depth 28 mm.

**Note:**

It makes it possible to install wallplate elbows and tees with a bolt or nut on a wall, in wall grooves and drywall.



## Single plastic hook for pipes

GROUP: A

Size [mm]	*	Code			UM
12-20 / 12-26 L = 48, Ø8		1700112010	100	5000	pc.
12-20 / 12-26 L = 77, Ø8		1700112012	100	4000	pc.
12-20 / 12-26 L = 100, Ø10		1700112015	100	3000	pc.

**Note:**

L = hook length



Ø = drill bit diameter for making a hole to mount the hook.

Pipe dimensions with/without corrugated protection are given.



## Single polyamide hook for pipes

GROUP: A

Size [mm]	*	Code			UM
12-20 / 12-26 L = 80, Ø10		1700112017	100	4000	pc.

**Note:**

L = hook length

Ø = drill bit diameter for making a hole to mount the hook.

Pipe dimensions with/without corrugated protection are given.



## Double plastic hook for pipes

GROUP: A

Size [mm]	*	Code			UM
12-20 / 12-26 L = 48, Ø8		1700112000	100	3000	pc.
12-20 / 12-26 L = 77, Ø8		1700112003	100	2500	pc.
12-20 / 12-26 L = 100, Ø10		1700112005	100	2000	pc.

**Note:**

L = hook length

Ø = drill bit diameter for making a hole to mount the hook.

Pipe dimensions with/without corrugated protection are given.



 coil  bar  pipes in tube  bag  carton box  pallet  new  available soon

\* custom-made - lead time max 4 weeks | \*\* availability as agreed | \*\*\* while stock lasts



## Double polyamide hook for pipes

GROUP: A

Size [mm]	*	Code			UM
12-20 / 12-26 L = 80, Ø10		1700112007	100	2000	pc.

**Note:**  
L = hook length  
Ø = drill bit diameter for making a hole to mount the hook.  
Pipe dimensions with/without corrugated protection are given.



## Single snap-in pipe clip

GROUP: A

Size [mm]	*	Code			UM
16-18	*	1700107003	100	1000	pc.

**Note:**  
Clips make it possible to fasten pipes laid without the corrugated protection.



## Double snap-in pipe clip

GROUP: A

Size [mm]	*	Code		UM
16-18	*	1700107002	100	pc.

**Note:**  
Clips make it possible to fasten pipes laid without the corrugated protection.



## Single masking Ø15

GROUP: A

	*	Code			UM
		1700183008	100	1000	pc.

**Note:**  
Use as a masking element of a pipe protruding from the floor.



## Double masking Ø15

GROUP: A


	*	Code			UM
		1700183007	50	500	pc.

**Note:**  
Use as a masking element of pipes protruding from the floor.



## Single pipe clamp with rubber insert

GROUP: A

Size [mm]	*	Code		UM
15-18		1700081025	100	pc.
20-23		1700081028	100	pc.
25-28		1700081029	100	pc.
32-36		1700081030	50	pc.
40-44		1700081031	50	pc.
47-52		1700081032	50	pc.
54		1700081033	50	pc.
57-63		1700081034	50	pc.
74-78		1700081035	25	pc.
85-91		1700081036	25	pc.
108-112		1700081023	25	pc.
139	**	1700081024	10	pc.
168	**	1700081027	10	pc.


**Note:**

The clamp has a double-threaded screw with a collar (8×70) a plastic dowel (Ø12) in the set.



## Double pipe clamp with rubber insert

GROUP: A

Size [mm]	*	Code		UM
15-18		1700081019	50	pc.
20-23		1700081020	50	pc.
25-28		1700081021	50	pc.
32-36		1700081022	50	pc.


**Note:**

The clamp has a double-threaded screw with a collar (8×70) a plastic dowel (Ø12) in the set.



## Plastic hinged pipe clip

GROUP: A

Size [mm]	*	Code		UM
16		1700029003	50	pc.
20		1700029005	50	pc.
25		1700029007	50	pc.
32		1700029009	50	pc.
40		1700081018	40	pc.
50		1700029012	25	pc.
63		1700029000	25	pc.

**Note:**

Use only as a sliding point.



## Plastic end cap for pressure test red

GROUP: A

Size	*	Code		UM
G½"		1700250003	20	360 pc.
G¾"	*	1700250007	20	360 pc.

**Note:**

The end cap has its O-Ring seal and can be used many times.





### Plastic end cap for pressure test blue

GROUP: A

Size	*	Code			UM
G1/2"		1700250005	20	360	pc.
G3/4"	*	1700250008	20	360	pc.

**Note:**  
The end cap has its O-Ring seal and can be used many times.



### Antifreeze agent for installation

GROUP: A

Version	*	Code		UM
-20 °C - 20 l	*	1800002002	1	pack.
-25 °C - 20 l	*	1800002003	1	pack.
-35 °C - 20 l	*	1800002004	1	pack.

**Note:**  
Use for central heating, air-conditioning, cooling and solar installations.



### Pipes mounting clip

GROUP: A

Size [mm]	*	Code			UM
12-18 / 16-26		1700107005	50	1000	pc.
16-32 / 25-40		1700107006	40	400	pc.

**Note:**  
Use to properly secure the pipe and corrugated pipe to the substrate.  
The first range is for pipes with corrugated protection, the second for pipes without corrugated protection.



### Plastic bend support

GROUP: A

Size [mm]	*	Code		UM
- / 14-18		1700218003	200	pc.
12-14 / 20		1700218000	100	pc.
12-18 / 25		1700218004	80	pc.

**Note:**  
The first range is for pipes with corrugated protection, the second for pipes without corrugated protection.



### Metal bend support

GROUP: A

Size [mm]	*	Code		UM
12-18		1700164000	120	pc.
25-26		1700164002	50	pc.
32-40		1700164003	50	pc.

coil bar pipes in tube bag carton box pallet **N** new available soon

\* custom-made - lead time max 4 weeks | \*\* availability as agreed | \*\*\* while stock lasts

## Plastic elbow

GROUP: A

Size [mm]	*	Code		UM
14-18		1700107000	100	pc.

**Note:**

Use for connecting the pipe to a radiator (lay in concrete).



## Plastic pipe end cap

GROUP: A

Size [mm]	*	Code		UM
14-18		1700107001	100	pc.



## Plastic male stop end for leak tests

GROUP: A

Size	*	Code			UM
G1/2"		1700250001	20	300	pc.

**Note:**


The plastic stop end is intended only for the leak test of the installation.  
The stop end has its O-Ring seal.



## Nut - M8

GROUP: A

Size [mm]	*	Code		UM
M8		1728177000	5000	pc.




## Mounting bolt

GROUP: A

Size [mm]	*	Code			UM
M8		1700183012	100	2000	pc.

**Note:**

It connects the mounting plate with wallplate elbows and tees.





### Freeze-proof garden tap

GROUP: A

*	Code		UM
	1709277001	1	pc.

**Note:**

Executive element DN15. Connections to the frost-resistant tap from the installation side R 3/4"; from the outlet male 3/4".



### Disassembly lever for freeze-proof garden tap

GROUP: K

*	Code		UM
	2128183623	1	pc.

coil bar pipes in tube bag carton box pallet **N** new available soon

\* custom-made - lead time max 4 weeks | \*\* availability as agreed | \*\*\* while stock lasts

# INDEX

Code	page	Code	page	Code	page	Code	page	Code	page
1009042003	31	1009045009	30	1009069008	36	1009257044	36	1009260035	35
1009042004	31	1009045013	30	1009069011	36	1009257045	35	1009260038	35
1009042005	31	1009045014	30	1009069012	36	1009257048	36	1009260041	35
1009042013	31	1009045015	30	1009069016	36	1009257051	36	1009260042	35
1009042013	161	1009045016	30	1009069018	36	1009257063	35	1009260043	35
1009042015	31	1009045017	30	1009069020	36	1009257066	35	1009260044	35
1009042015	161	1009045018	30	1009069022	36	1009257073	35	1009260045	35
1009042017	31	1009045019	30	1009070005	37	1009257076	35	1009260048	35
1009042017	161	1009045020	30	1009070010	37	1009257106	35	1009260049	35
1009042022	31	1009045043	30	1009070013	37	1009257113	35	1009260069	34
1009042024	161	1009045061	30	1009070016	37	1009257115	41	1009260097	34
1009042039	31	1009046002	32	1009070018	37	1009257129	33	1009260102	35
1009042042	31	1009046004	32	1009070022	37	1009257144	33	1009260129	35
1009042049	31	1009046007	32	1009070026	37	1009257152	33	1009260160	34
1009042055	31	1009046008	32	1009070029	37	1009257205	34	1009260161	34
1009042061	40	1009046018	32	1009071006	42	1009257217	34	1009260162	34
1009042063	40	1009046026	32	1009071009	42	1009257262	32	1009260163	34
1009042064	40	1009046029	32	1009071014	43	1009257279	32	1009260164	34
1009042065	40	1009046032	32	1009105000	43	1009257305	33	1009260165	34
1009042077	31	1009046040	32	1009105002	43	1009258000	32	1009260166	34
1009042079	31	1009046045	32	1009105004	43	1009258001	32	1009260167	34
1009042082	31	1009046046	32	1009105006	43	1009258002	32	1009260168	34
1009042105	32	1009046047	32	1009105008	43	1009258011	32	1009260169	34
1009042111	32	1009046048	32	1009105009	43	1009258012	40	1009260170	34
1009042117	32	1009046052	32	1009105011	43	1009258017	40	1009260171	34
1009042120	30	1009046054	32	1009105013	43	1009258018	40	1009260172	34
1009042128	30	1009046072	32	1009105014	43	1009258029	32	1009260173	34
1009042132	30	1009046075	32	1009105016	43	1009258034	32	1009260174	34
1009042134	30	1009068000	37	1009105018	43	1009258036	32	1009260175	34
1009042139	40	1009068001	42	1009105019	43	1009259000	33	1009260176	34
1009042141	40	1009068002	42	1009105021	43	1009259001	33	1009260177	34
1009042143	40	1009068003	37	1009183002	39	1009259002	33	1009260178	34
1009042145	31	1009068007	36	1009183004	37	1009259003	33	1009260179	34
1009042146	31	1009068010	36	1009250001	43	1009259006	33	1009260180	34
1009042149	31	1009068011	36	1009250002	43	1009259010	33	1009260181	34
1009042202	40	1009068018	31	1009250003	43	1009259027	33	1009260182	34
1009044002	30	1009068020	36	1009250004	43	1009259037	33	1009260183	34
1009044003	30	1009068028	37	1009250005	43	1009259040	33	1009260184	35
1009044005	30	1009068029	36	1009257007	33	1009259043	33	1009260185	35
1009044006	30	1009068030	36	1009257009	33	1009259046	33	1009260186	35
1009044008	30	1009068034	36	1009257010	33	1009260000	35	1009260187	35
1009044009	30	1009068040	37	1009257014	35	1009260001	35	1009260188	35
1009044024	30	1009068041	37	1009257015	35	1009260007	35	1009260189	35
1009044029	30	1009068048	36	1009257016	33	1009260009	35	1009260190	35
1009044030	30	1009068050	36	1009257020	33	1009260010	35	1009260191	35
1009044040	30	1009068054	36	1009257021	35	1009260019	35	1009260192	35
1009044050	30	1009068060	36	1009257023	33	1009260022	35	1009260193	35
1009044051	30	1009068066	36	1009257027	33	1009260026	35	1009260294	34
1009045003	30	1009068112	36	1009257029	33	1009260027	35	1009260295	34
1009045005	30	1009069005	36	1009257043	35	1009260032	35	1009260296	34

# INDEX

Code	page	Code	page	Code	page	Code	page	Code	page
1009261000	41	1010271005	160	1110226004	159	1209051009	63	1209070004	66
1009261001	41	1010271008	44	1110226006	159	1209051010	63	1209070005	66
1009261002	41	1010271008	160	1110245000	160	1209051012	63	1209070006	66
1009261004	41	1029195000	29	1110271000	159	1209051013	63	1209091001	70
1009261005	41	1029195001	29	1110271001	159	1209051014	63	1209091002	70
1009261007	42	1029195002	29	1110271002	159	1209051015	63	1209091003	70
1009261009	41	1029195003	29	1110271003	159	1209057000	67	1209091004	70
1009271000	43	1029195010	29	1110271005	159	1209057001	67	1209091005	70
1009271002	43	1029195011	29	1110271006	159	1209065001	68	1209091006	70
1009271009	43	1029196031	29	1110271008	159	1209068000	64	1209091015	69
1009271013	43	1029196031	159	1110271010	159	1209068001	64	1209091016	69
1009285000	40	1029196067	29	1110271011	159	1209068002	64	1209091017	69
1009285001	38	1029196071	29	1129198070	159	1209068003	64	1209091018	69
1009285009	38	1029196078	29	1129198076	159	1209068004	64	1209091019	69
1009285017	38	1029196081	29	1129198094	159	1209068005	64	1209091020	69
1009285029	38	1029196081	159	1129198096	159	1209068006	64	1209105000	68
1009285032	39	1029196092	29	1129200055	158	1209068007	64	1209105001	68
1009285040	38	1029196092	159	1129200056	158	1209068008	64	1209105002	68
1009285050	39	1029196106	29	1209025000	70	1209068009	63	1209105003	68
1009285053	39	1029196114	29	1209025001	70	1209068010	63	1209107030	72
1009285055	38	1029196115	29	1209025002	70	1209068011	63	1209107031	72
1009285056	39	1029196119	29	1209025003	70	1209068012	63	1209107032	72
1009285057	39	1029196123	29	1209025004	70	1209068013	63	1209107033	72
1009285059	39	1029196123	159	1209025005	70	1209068014	63	1209107034	72
1009285062	39	1029196208	29	1209025006	70	1209068015	63	1209107035	72
1009285077	38	1029196209	29	1209025007	70	1209068016	63	1209107036	72
1009285082	38	1029196210	29	1209025008	70	1209068017	63	1209107037	72
1009285101	37	1029196211	29	1209025009	70	1209068018	63	1209107038	72
1009285102	37	1029196212	29	1209036000	61	1209068019	64	1209210000	73
1010040003	44	1029196274	29	1209036002	61	1209068020	64	1209220000	62
1010040003	160	1029196275	29	1209036003	61	1209068021	64	1209220001	62
1010040006	44	1029198000	159	1209036004	61	1209068022	64	1209220002	62
1010040006	160	1029198001	159	1209050002	63	1209068023	64	1209220003	62
1010040008	44	1109042002	161	1209050003	63	1209068024	64	1209220004	62
1010040008	160	1109042004	161	1209050004	63	1209068025	64	1209220005	62
1010040011	44	1109042007	161	1209050005	63	1209068028	64	1209220006	62
1010040011	160	1109042008	161	1209050006	63	1209069000	65	1209220007	62
1010040013	44	1109226003	161	1209050007	63	1209069001	65	1209220008	62
1010040013	160	1109226004	161	1209050008	63	1209069002	65	1209220009	62
1010040015	44	1109226006	161	1209050009	63	1209069003	65	1209220010	62
1010040015	160	1109226009	161	1209050011	63	1209069004	65	1209220011	62
1010045000	44	1110042003	160	1209050012	63	1209069005	65	1209220012	62
1010045000	160	1110042005	160	1209050013	63	1209069006	65	1209220013	62
1010045001	44	1110042006	160	1209050014	63	1209069007	64	1209220014	62
1010045001	160	1110042008	160	1209051003	63	1209069008	65	1209220015	62
1010271001	44	1110042012	160	1209051004	63	1209069009	65	1209220016	62
1010271001	160	1110226000	159	1209051005	63	1209070000	66	1209220017	62
1010271002	44	1110226001	159	1209051006	63	1209070001	66	1209220018	62
1010271002	160	1110226002	159	1209051007	63	1209070002	66	1209220019	62
1010271005	44	1110226003	159	1209051008	63	1209070003	66	1209220020	62

# INDEX

Code	page	Code	page	Code	page	Code	page	Code	page
1209220021	62	1209257027	67	1209280004	71	1229206041	60	1300154244	218
1209220022	62	1209257028	67	1209280005	71	1229206043	60	1300154245	218
1209230003	61	1209257029	67	1209280006	71	1229206045	60	1300154246	218
1209230007	61	1209257030	67	1209280007	71	1229206047	60	1300154247	218
1209230009	61	1209257031	67	1209280008	71	1229348000	59	1300154248	218
1209230011	61	1209257032	67	1209285000	65	1229348001	59	1300154271	219
1209238009	61	1209258000	68	1209285001	65	1229348002	59	1300154272	219
1209238010	61	1209258002	68	1229203000	59	1229348003	59	1300154273	219
1209238011	61	1209258003	68	1229203001	59	1229348004	59	1300154274	219
1209238012	61	1209258004	68	1229203003	59	1229348005	59	1300154275	219
1209238022	61	1209258005	68	1229203005	59	1229348006	59	1300154276	219
1209238023	61	1209258006	68	1229203008	59	1229348007	59	1300154277	219
1209245000	62	1209258007	68	1229203010	59	1229348008	59	1300154278	219
1209245001	62	1209259000	68	1229203012	59	1300005000	184	1300154279	219
1209245002	62	1209259005	68	1229203014	59	1300005000	224	1300154280	219
1209245003	62	1209259006	68	1229203016	59	1300005003	183	1300154281	219
1209245004	62	1209260009	67	1229204000	59	1300005003	223	1300154285	219
1209245005	62	1209260010	67	1229204002	59	1300005004	183	1300154287	219
1209245006	62	1209260011	67	1229204003	59	1300005004	223	1300154289	219
1209245007	62	1209260012	67	1229204004	59	1300005006	184	1300154291	219
1209245008	62	1209260013	67	1229204005	59	1300025002	180	1300154293	219
1209245009	62	1209260014	67	1229204006	59	1300025002	221	1300154295	219
1209245018	63	1209260015	67	1229204007	59	1300025005	180	1300154297	219
1209245019	63	1209269000	61	1229204008	59	1300025005	221	1300154299	219
1209245020	63	1209269001	61	1229204009	59	1300029005	220	1300154301	219
1209257000	66	1209269002	61	1229205000	60	1300079002	181	1300154303	219
1209257001	66	1209269003	61	1229205001	60	1300079048	181	1300154305	219
1209257002	66	1209271000	69	1229205002	60	1300079049	181	1300154309	219
1209257003	66	1209271001	69	1229205003	60	1300079050	187	1300154310	219
1209257004	66	1209271002	69	1229205005	60	1300079051	188	1300154311	219
1209257005	66	1209271003	69	1229205007	60	1300079052	187	1300154312	219
1209257006	66	1209271004	69	1229205009	60	1300079053	187	1300154313	219
1209257007	66	1209271006	69	1229205011	60	1300079054	188	1300174003	220
1209257008	66	1209271007	69	1229205012	60	1300079055	188	1300174020	220
1209257009	66	1209271008	69	1229205014	60	1300079056	188	1300174028	181
1209257010	67	1209271010	69	1229205015	60	1300079057	189	1300174028	222
1209257011	67	1209271011	69	1229205017	60	1300079058	189	1300174042	182
1209257012	67	1209271012	69	1229205018	60	1300103001	186	1300174042	222
1209257013	67	1209272000	69	1229205020	60	1300103003	186	1300183001	180
1209257016	67	1209278001	70	1229205021	60	1300105000	218	1300183002	180
1209257017	67	1209278002	70	1229205024	60	1300105001	218	1300183006	180
1209257018	67	1209278003	70	1229205025	60	1300154128	218	1300183006	222
1209257019	67	1209278004	70	1229205026	60	1300154129	218	1300183007	180
1209257020	67	1209278005	70	1229205027	60	1300154130	218	1300183007	223
1209257021	67	1209278006	70	1229206029	60	1300154238	218	1300183051	181
1209257022	67	1209278014	70	1229206031	60	1300154239	218	1300220002	179
1209257023	67	1209280000	70	1229206033	60	1300154240	218	1300220002	220
1209257024	67	1209280001	70	1229206035	60	1300154241	218	1300220003	179
1209257025	67	1209280002	70	1229206037	60	1300154242	218	1300220003	220
1209257026	67	1209280003	71	1229206039	60	1300154243	218	1300220008	179

# INDEX

Code	page	Code	page	Code	page	Code	page	Code	page
1300220008	220	1316157074	177	1316158005	215	1316161031	217	1343183043	214
1300220009	179	1316157075	177	1316158006	215	1316161032	217	1343183044	214
1300220009	220	1316157076	177	1316158007	215	1316161033	217	1343183045	214
1300250019	221	1316157077	178	1316158008	215	1327098159	196	1343183046	214
1300250020	182	1316157078	178	1316158009	215	1327098159	198	1343183047	214
1300250020	221	1316157079	178	1316158010	215	1328155000	187	1343183048	214
1300250021	180	1316157080	178	1316160022	173	1328155001	187	1346103000	186
1300250021	221	1316157081	178	1316160023	173	1328155002	187	1346103005	186
1300257001	182	1316157082	178	1316160024	173	1328155003	187	1346157011	186
1300257001	222	1316157083	178	1316160025	173	1328155004	187	1346157012	186
1300257002	183	1316157084	178	1316160026	173	1328155005	187	1346157013	186
1300257002	223	1316157085	178	1316160027	173	1328155006	187	1346157014	186
1300257003	182	1316157086	178	1316160028	173	1328155007	187	1346157015	186
1300257003	222	1316157087	178	1316160029	173	1328155008	187	1346157016	186
1300257004	183	1316157088	185	1316160030	173	1328155009	187	1346157017	186
1300257004	223	1316157089	185	1316160031	173	1328155010	187	1346157018	186
1300264001	184	1316157090	185	1316160032	173	1328155011	187	1346157019	186
1300264002	184	1316157091	185	1316160033	175	1328155012	187	1346157020	186
1300277000	183	1316157092	185	1316160034	175	1328155013	187	1346157021	186
1300277000	224	1316157093	185	1316160035	175	1328155014	187	1347154022	218
1316156000	215	1316157094	185	1316160036	175	1328155015	188	1347154023	218
1316156001	215	1316157095	185	1316160037	175	1328155016	188	1400151001	227
1316156002	215	1316157096	185	1316160038	175	1328155017	188	1414183018	191
1316156003	215	1316157128	176	1316160039	175	1328155018	188	1414183019	191
1316156004	215	1316157129	176	1316160040	175	1328155019	188	1414183020	191
1316156005	215	1316157130	176	1316160041	175	1328155020	188	1414183021	191
1316156006	215	1316157131	176	1316160042	175	1328155021	188	1414183022	191
1316156007	215	1316157132	176	1316160043	175	1328155022	188	1414183023	191
1316156008	215	1316157133	176	1316160044	185	1328155023	188	1445096001	227
1316156009	215	1316157134	176	1316160045	185	1328155024	188	1445096002	227
1316156010	215	1316157135	176	1316160046	185	1328155025	188	1445096004	227
1316157055	174	1316157136	176	1316160047	185	1328155026	188	1445096006	227
1316157056	174	1316157137	176	1316160048	185	1328155027	188	1445096008	227
1316157057	174	1316157138	176	1316160049	185	1328155028	188	1445096011	226
1316157058	174	1316157139	179	1316160050	185	1328155029	188	1445096014	226
1316157059	174	1316157140	179	1316160051	185	1343183013	214	1445096016	226
1316157060	174	1316157141	179	1316160052	185	1343183014	214	1445096018	226
1316157061	174	1316157142	179	1316161000	216	1343183015	214	1445096020	226
1316157062	174	1316157143	179	1316161001	216	1343183016	214	1445117011	226
1316157063	174	1316157144	179	1316161002	216	1343183017	214	1445117012	226
1316157064	174	1316157145	179	1316161003	216	1343183018	214	1445117013	226
1316157065	174	1316157146	179	1316161004	216	1343183019	214	1445117014	226
1316157066	177	1316157147	179	1316161005	216	1343183035	214	1445117024	226
1316157067	177	1316157148	179	1316161006	216	1343183036	214	1445117036	225
1316157068	177	1316157149	179	1316161007	216	1343183037	214	1445117037	225
1316157069	177	1316158000	215	1316161008	216	1343183038	214	1445117038	225
1316157070	177	1316158001	215	1316161009	216	1343183039	214	1445117039	225
1316157071	177	1316158002	215	1316161010	216	1343183040	214	1445117040	225
1316157072	177	1316158003	215	1316161029	217	1343183041	214	1445180000	225
1316157073	177	1316158004	215	1316161030	217	1343183042	214	1445180001	225



# INDEX

Code	page	Code	page	Code	page	Code	page	Code	page
1445180002	225	1509045003	80	1509068008	84	1509069012	90	1509106006	81
1445180003	225	1509045005	80	1509068009	84	1509069013	90	1509178000	91
1445180004	225	1509045006	80	1509068010	84	1509069014	90	1509182021	94
1446117003	192	1509045007	80	1509068011	84	1509070000	90	1509182021	121
1446117004	192	1509045009	80	1509068012	84	1509070002	90	1509182022	94
1446117005	192	1509045010	80	1509068014	84	1509070003	90	1509182022	121
1446180000	191	1509045012	80	1509068016	84	1509070004	90	1509182023	94
1446180001	191	1509045013	80	1509068018	84	1509070005	90	1509182023	121
1446180002	191	1509045014	80	1509068019	84	1509070006	90	1509182024	94
1509011000	91	1509045016	80	1509068021	84	1509070007	90	1509182024	121
1509011002	91	1509045017	80	1509068023	84	1509070008	90	1509182025	94
1509011003	91	1509045019	80	1509068024	84	1509070009	90	1509182025	121
1509011004	91	1509045020	80	1509068025	84	1509070010	90	1509182026	94
1509011005	91	1509050000	81	1509068026	84	1509070012	90	1509182026	121
1509011007	91	1509050001	81	1509068027	84	1509070013	90	1509182027	94
1509011008	91	1509050002	81	1509068028	84	1509070014	90	1509182027	121
1509011009	91	1509050003	81	1509068029	84	1509070015	90	1509182028	94
1509022005	91	1509050004	81	1509068031	84	1509076000	82	1509182028	121
1509022006	91	1509050007	81	1509068033	84	1509076002	82	1509182029	94
1509022007	91	1509050008	81	1509068036	83	1509076003	82	1509182029	121
1509022008	91	1509052000	83	1509068037	83	1509076004	82	1509182030	94
1509042002	82	1509057000	88	1509068038	83	1509076005	82	1509182030	121
1509042021	80	1509057001	88	1509068039	83	1509076006	82	1509182031	94
1509042022	80	1509057002	87	1509068040	83	1509076007	82	1509182031	121
1509042023	80	1509057004	87	1509068041	83	1509080000	83	1509182032	94
1509042024	80	1509057005	87	1509068042	83	1509080001	83	1509182032	121
1509042025	80	1509057006	87	1509068043	83	1509080003	83	1509182033	94
1509042026	80	1509057007	87	1509068045	83	1509080004	83	1509182033	121
1509042027	80	1509057008	87	1509068047	83	1509080005	83	1509182034	94
1509044000	82	1509057009	87	1509068049	83	1509080006	83	1509182034	121
1509044001	82	1509057013	88	1509068050	84	1509080007	83	1509182035	94
1509044003	82	1509057015	88	1509068052	84	1509080008	83	1509182035	121
1509044005	82	1509057017	88	1509068053	84	1509080009	83	1509221010	89
1509044006	82	1509057019	88	1509068054	84	1509080011	83	1509221011	89
1509044007	82	1509057021	88	1509068055	84	1509080012	83	1509221012	89
1509044008	82	1509057022	88	1509068056	84	1509080013	80	1509221013	89
1509044010	82	1509057023	88	1509068058	84	1509080014	83	1509221014	89
1509044011	82	1509057024	87	1509068059	84	1509091000	93	1509221015	89
1509044012	82	1509057025	87	1509068060	84	1509091001	93	1509221016	89
1509044013	82	1509057026	87	1509068062	84	1509091002	93	1509221017	89
1509044014	82	1509057027	87	1509068064	84	1509091003	93	1509221018	89
1509044015	82	1509057028	87	1509068066	84	1509091004	93	1509221019	89
1509044016	82	1509057029	87	1509069004	89	1509091005	93	1509221020	89
1509044017	82	1509068000	89	1509069005	89	1509091010	93	1509221021	89
1509044019	80	1509068001	89	1509069006	89	1509106000	81	1509221022	89
1509044020	80	1509068002	89	1509069007	89	1509106001	81	1509221023	89
1509044021	80	1509068004	84	1509069008	89	1509106002	81	1509221024	89
1509044022	80	1509068005	83	1509069009	89	1509106003	81	1509221025	89
1509044023	80	1509068006	84	1509069010	89	1509106004	81	1509221026	89
1509045002	80	1509068007	84	1509069011	89	1509106005	81	1509221027	89

# INDEX

Code	page	Code	page	Code	page	Code	page	Code	page
1509221028	89	1509257002	88	1509260006	86	1509278000	92	1609037008	117
1509221029	89	1509257003	88	1509260007	86	1509278001	92	1609037010	117
1509221030	89	1509257004	88	1509260009	86	1509278002	92	1609037011	117
1509221031	89	1509257005	88	1509260010	86	1509278003	92	1609037013	117
1509221032	89	1509257006	88	1509260011	86	1509278004	92	1609037014	117
1509221033	89	1509257007	88	1509260012	86	1509278005	92	1609042000	108
1509221034	89	1509257008	85	1509260013	87	1509278006	92	1609042001	108
1509221035	89	1509257009	85	1509260014	86	1509278007	92	1609042002	108
1509221036	89	1509257010	85	1509260015	86	1509278008	92	1609042003	108
1509221037	89	1509257011	85	1509260016	87	1509278009	92	1609042004	108
1509221038	89	1509257012	85	1509260017	86	1509278010	92	1609042005	108
1509221039	89	1509257013	85	1509260018	86	1509278011	92	1609042006	108
1509221040	89	1509257014	85	1509260020	86	1509278012	92	1609042007	108
1509221041	89	1509257015	85	1509260021	86	1509278013	92	1609042008	108
1509237000	95	1509257016	85	1509260022	86	1530207026	79	1609042009	108
1509237000	122	1509257018	85	1509260024	86	1530207027	79	1609042010	108
1509237001	95	1509257019	85	1509260025	86	1530207028	79	1609042011	108
1509237001	122	1509257021	91	1509260026	86	1530207029	79	1609042012	108
1509237002	95	1509257022	91	1509260027	86	1530207030	79	1609042013	108
1509237002	122	1509257023	91	1509260028	86	1530207031	79	1609042014	108
1509237003	95	1509257024	91	1509260029	86	1530207032	79	1609042015	108
1509237003	122	1509257025	85	1509260030	86	1530207033	79	1609042016	108
1509237004	95	1509257027	86	1509260031	86	1530207034	79	1609042025	108
1509237004	122	1509257028	86	1509260032	86	1530207036	79	1609042026	108
1509237005	95	1509257029	86	1509260037	86	1530207037	79	1609042027	108
1509237005	122	1509257030	86	1509260038	86	1530207038	79	1609042028	109
1509245000	82	1509257031	80	1509260039	86	1609011002	117	1609042030	109
1509245001	82	1509258000	91	1509260040	86	1609011003	117	1609042031	109
1509245002	82	1509258001	91	1509260041	86	1609011004	117	1609042032	109
1509245003	82	1509258004	91	1509260044	86	1609011005	117	1609042033	109
1509245004	82	1509258005	91	1509260045	86	1609011008	118	1609042034	109
1509245006	82	1509258006	91	1509260046	86	1609011009	118	1609042035	109
1509245007	82	1509258007	91	1509260047	86	1609011010	118	1609042037	109
1509245008	82	1509258008	91	1509260048	86	1609011011	118	1609042038	109
1509245009	82	1509258009	91	1509260049	86	1609011014	118	1609042039	109
1509245010	82	1509258010	91	1509260052	86	1609011015	118	1609042040	109
1509245011	82	1509258011	91	1509260054	86	1609011016	118	1609045002	108
1509245012	82	1509258012	91	1509260055	86	1609011017	118	1609045003	108
1509250001	92	1509258014	91	1509260056	86	1609011018	118	1609045004	108
1509250002	92	1509258015	91	1509260057	86	1609011019	118	1609045005	108
1509250003	92	1509258016	91	1509260058	86	1609011025	118	1609045006	108
1509250004	92	1509258018	91	1509271000	81	1609011026	118	1609045007	108
1509250005	92	1509258020	91	1509271001	81	1609011027	118	1609045008	108
1509250006	92	1509258021	91	1509272000	81	1609011028	118	1609045009	108
1509250007	92	1509260000	86	1509272001	81	1609011029	118	1609045010	108
1509250008	92	1509260001	86	1509272002	81	1609037000	117	1609045011	108
1509250010	92	1509260002	86	1509272003	81	1609037002	117	1609045012	108
1509250012	92	1509260003	86	1509272004	81	1609037004	117	1609045013	108
1509250025	92	1509260004	86	1509272005	81	1609037005	117	1609045014	108
1509257000	88	1509260005	86	1509272006	81	1609037007	117	1609045015	108

# INDEX

Code	page	Code	page	Code	page	Code	page	Code	page
1609045016	108	1609068144	111	1609091005	120	1609221032	114	1609257019	115
1609045017	108	1609068145	111	1609091006	120	1609221033	114	1609257022	115
1609045018	108	1609068146	111	1609091007	120	1609221034	114	1609257026	115
1609045019	108	1609068147	111	1609091008	120	1609221035	114	1609257027	115
1609045020	108	1609068148	111	1609091009	120	1609221036	114	1609257030	115
1609045041	108	1609068149	111	1609091010	120	1609221037	114	1609257031	115
1609045042	108	1609068150	111	1609091011	120	1609221038	114	1609257034	115
1609068000	114	1609068151	111	1609178000	117	1609221039	114	1609257035	115
1609068001	114	1609068152	111	1609178001	117	1609221040	114	1609257036	115
1609068002	114	1609068153	111	1609178002	117	1609221041	114	1609257037	115
1609068003	114	1609068154	111	1609178003	117	1609221042	114	1609257038	115
1609068005	114	1609068155	111	1609182007	94	1609221043	114	1609257039	115
1609068007	114	1609068156	111	1609182015	95	1609221044	114	1609257040	115
1609068008	114	1609068157	111	1609182016	121	1609245000	110	1609257041	115
1609068009	114	1609068192	112	1609182017	121	1609245002	110	1609257042	115
1609068010	114	1609068193	112	1609182018	122	1609245003	110	1609257043	115
1609068011	114	1609068194	111	1609182019	122	1609245004	110	1609257044	115
1609068012	114	1609068195	111	1609182020	95	1609245010	110	1609257045	112
1609068013	115	1609070000	115	1609182020	122	1609245011	110	1609257046	112
1609068048	111	1609070002	115	1609182021	95	1609245012	110	1609257047	112
1609068051	111	1609070004	115	1609182021	122	1609245013	110	1609257048	112
1609068052	111	1609070005	115	1609182022	95	1609245014	110	1609257049	112
1609068057	111	1609070006	115	1609182022	122	1609245015	110	1609257050	112
1609068059	111	1609070009	115	1609182023	94	1609245016	110	1609257063	115
1609068061	112	1609070010	115	1609182023	121	1609245017	110	1609257064	115
1609068066	112	1609080000	110	1609182024	94	1609245018	110	1609260000	113
1609068070	112	1609080001	110	1609182024	121	1609250000	118	1609260001	113
1609068072	112	1609080002	110	1609182025	94	1609250002	118	1609260002	113
1609068073	112	1609080003	110	1609182025	121	1609250004	118	1609260003	113
1609068074	112	1609080004	110	1609220000	114	1609250006	118	1609260004	113
1609068075	112	1609080005	110	1609221000	114	1609250010	118	1609260005	113
1609068076	112	1609080007	110	1609221001	114	1609250012	118	1609260006	113
1609068077	112	1609080008	110	1609221002	114	1609250016	118	1609260007	113
1609068078	112	1609080009	110	1609221003	114	1609250018	118	1609260008	113
1609068079	111	1609080010	110	1609221007	114	1609250020	118	1609260009	113
1609068080	111	1609090000	119	1609221015	114	1609250021	118	1609260010	113
1609068081	111	1609090001	119	1609221016	114	1609257000	112	1609260011	113
1609068082	111	1609090004	119	1609221019	114	1609257001	112	1609260012	113
1609068083	111	1609090005	119	1609221020	114	1609257002	112	1609260013	113
1609068084	111	1609090006	119	1609221021	114	1609257003	112	1609260014	113
1609068085	111	1609090007	119	1609221022	114	1609257005	112	1609260020	113
1609068107	111	1609090008	119	1609221023	114	1609257010	112	1609260021	113
1609068115	111	1609090010	119	1609221024	114	1609257011	112	1609260022	113
1609068125	111	1609090011	119	1609221025	114	1609257012	115	1609260024	113
1609068128	111	1609090012	119	1609221026	114	1609257013	115	1609260030	113
1609068130	111	1609091000	120	1609221027	114	1609257014	115	1609260032	113
1609068133	111	1609091001	120	1609221028	114	1609257015	115	1609260035	113
1609068139	111	1609091002	120	1609221029	114	1609257016	115	1609260036	113
1609068141	111	1609091003	120	1609221030	114	1609257017	115	1609260037	113
1609068143	111	1609091004	120	1609221031	114	1609257018	115	1609260038	113

# INDEX

Code	page	Code	page	Code	page	Code	page	Code	page
1609260039	113	1609272015	109	1700029009	231	1700081032	231	1700210025	21
1609260040	113	1609272016	109	1700029012	231	1700081033	231	1700210025	46
1609260041	113	1609278000	119	1700049063	170	1700081034	72	1700210027	21
1609260042	113	1609278001	119	1700049063	228	1700081034	231	1700210027	46
1609260043	113	1609278002	119	1700049064	170	1700081035	72	1700218000	232
1609260044	113	1609278003	119	1700049064	228	1700081035	231	1700218003	232
1609260045	113	1609278004	119	1700049065	170	1700081036	72	1700218004	232
1609260046	113	1609278005	119	1700049065	228	1700081036	231	1700250001	208
1609260047	113	1609278006	119	1700049066	170	1700107000	233	1700250001	212
1609260048	113	1609278007	119	1700049066	228	1700107001	233	1700250001	233
1609260049	113	1609278008	119	1700049067	170	1700107002	230	1700250003	231
1609260050	113	1609278009	119	1700049067	228	1700107003	230	1700250005	232
1609260051	113	1609278010	119	1700049068	170	1700107005	232	1700250007	231
1609260052	113	1609278011	119	1700049068	228	1700107006	232	1700250008	232
1609260053	113	1609278012	119	1700049069	170	1700112000	229	1700277000	189
1609260054	113	1609278013	119	1700049069	228	1700112003	229	1700277001	189
1609260055	113	1609285002	116	1700049070	170	1700112005	229	1709040000	18
1609271000	109	1609285003	116	1700049070	228	1700112007	230	1709040000	210
1609271001	109	1609285004	116	1700049071	170	1700112010	229	1709043003	18
1609271002	109	1609285007	116	1700049071	228	1700112012	229	1709043003	209
1609271003	109	1609285008	116	1700049072	170	1700112015	229	1709043005	17
1609271004	109	1609285009	116	1700049072	228	1700112017	229	1709043005	209
1609271009	109	1629194000	107	1700049073	170	1700164000	232	1709043010	18
1609271010	109	1629194001	107	1700049073	228	1700164002	232	1709043010	209
1609271011	109	1629194002	107	1700049074	170	1700164003	232	1709043011	18
1609271012	109	1629194003	107	1700049074	228	1700182001	221	1709043011	209
1609271013	109	1629194004	107	1700081018	231	1700182002	221	1709068000	211
1609271014	110	1629194005	107	1700081019	72	1700182004	221	1709068002	211
1609271015	110	1629194006	107	1700081019	231	1700182005	221	1709068004	208
1609271016	110	1629194007	107	1700081020	72	1700183007	230	1709068006	208
1609271017	110	1629194008	107	1700081020	231	1700183008	230	1709068008	207
1609271018	110	1629194009	107	1700081021	72	1700183010	172	1709068010	207
1609271019	110	1629194021	107	1700081021	231	1700183012	208	1709068018	208
1609271020	110	1629194023	107	1700081022	72	1700183012	213	1709174000	207
1609271021	110	1629194025	107	1700081022	231	1700183012	233	1709174001	207
1609271022	110	1629194027	107	1700081023	72	1700210002	45	1709174003	207
1609271023	110	1629194029	107	1700081023	231	1700210002	229	1709174004	207
1609271024	110	1629194031	107	1700081024	231	1700210006	45	1709174009	207
1609271025	110	1629194033	107	1700081025	72	1700210006	228	1709174013	207
1609271026	110	1629194035	107	1700081025	231	1700210008	45	1709220003	212
1609271027	110	1629194036	107	1700081027	231	1700210008	228	1709220007	212
1609272000	109	1629194065	107	1700081028	72	1700210010	45	1709220011	212
1609272003	109	1629194066	107	1700081028	231	1700210010	228	1709245003	212
1609272004	109	1629194067	107	1700081029	72	1700210011	45	1709245010	212
1609272005	109	1629194068	107	1700081029	231	1700210011	228	1709245012	212
1609272009	109	1700029000	231	1700081030	72	1700210013	45	1709245014	212
1609272011	109	1700029001	219	1700081030	231	1700210013	229	1709250001	212
1609272012	109	1700029003	231	1700081031	72	1700210014	21	1709250002	212
1609272013	109	1700029005	231	1700081031	231	1700210014	45	1709250004	182
1609272014	109	1700029007	231	1700081032	72	1700210014	229	1709250004	221

# INDEX

Code	page	Code	page	Code	page	Code	page	Code	page
1709257002	211	1800209000	165	1802265021	193	1829198222	158	1936055005	54
1709257003	211	1800209001	165	1802265022	194	1829198223	158	1936055009	97
1709257009	208	1800209009	165	1802265023	194	1829198225	158	1936055009	124
1709257011	208	1800209011	165	1802265024	193	1829198226	158	1936055009	148
1709257014	211	1800209026	165	1802265025	193	1829198227	158	1936055010	48
1709271002	211	1800209027	165	1802265032	193	1829198228	158	1936055012	48
1709271004	211	1800209028	165	1802265033	193	1829198229	158	1936055014	48
1709271005	211	1800209029	172	1802265038	194	1829200009	158	1936055015	48
1709271006	211	1800209031	156	1802265039	197	1905267012	148	1936055016	48
1709277001	234	1800209032	165	1802265040	195	1905267017	151	1936055017	48
1728177000	233	1800213000	167	1802265128	194	1928270000	202	1936267022	204
1800002002	171	1800255000	171	1802265130	200	1928270001	202	1936267026	48
1800002002	232	1802003001	196	1802265131	193	1933267002	76	1936267026	204
1800002003	171	1802003001	198	1802265132	193	1933267004	76	1936267028	48
1800002003	232	1802003001	200	1809042000	157	1933267005	76	1936267028	204
1800002004	171	1802003002	200	1809042001	156	1933267006	76	1936267030	48
1800002004	232	1802003003	195	1809257000	156	1933267007	76	1936267030	204
1800011000	156	1802003003	198	1809271000	157	1933267008	76	1936267039	48
1800014001	170	1802003004	195	1818183000	172	1933267009	76	1936267044	48
1800014003	170	1802003004	198	1818211013	162	1933267011	76	1936267044	204
1800014005	170	1802003005	196	1818211027	162	1933267013	76	1936267046	48
1800107001	168	1802003005	198	1818211034	162	1933267015	76	1936267054	47
1800107002	168	1802003006	196	1818211036	162	1933267017	76	1936267054	203
1800107018	168	1802003006	198	1818211638	162	1933267019	76	1936267056	47
1800183000	163	1802010000	199	1818211639	162	1933267021	76	1936267059	47
1800183002	155	1802010002	199	1818211640	163	1933267023	76	1936267059	204
1800183003	169	1802012002	195	1818211645	167	1933267025	76	1936267071	56
1800183007	172	1802012004	194	1818211646	166	1933267027	76	1936267071	204
1800183008	168	1802012005	194	1818211647	162	1933267029	25	1936267075	56
1800183009	202	1802012006	194	1818211649	167	1933267029	74	1936267075	204
1800183013	163	1802047000	201	1818211650	166	1933267032	74	1936267077	56
1800183044	171	1802047001	201	1818211651	166	1933267035	74	1936267077	204
1800183054	168	1802047003	201	1818211652	166	1933267036	75	1936267079	26
1800188000	155	1802108006	189	1818255002	171	1933267037	75	1936267081	26
1800188001	155	1802108008	190	1818255003	171	1933267038	76	1936267081	55
1800188002	155	1802183000	200	1829197016	156	1933267039	74	1936267081	204
1800188004	155	1802212013	195	1829198152	158	1933267041	74	1936267086	26
1800188005	155	1802212014	195	1829198153	158	1933267043	74	1936267086	55
1800188006	155	1802212015	195	1829198181	158	1933267045	74	1936267086	204
1800188020	155	1802212016	195	1829198182	158	1933267047	74	1936267088	26
1800188021	155	1802212036	196	1829198200	158	1933267049	74	1936267088	55
1800191000	164	1802212036	198	1829198201	158	1933267051	74	1936267088	204
1800191001	163	1802265007	197	1829198206	158	1933267053	74	1936267101	51
1800191002	164	1802265008	197	1829198207	158	1933267055	74	1936267103	51
1800191006	163	1802265009	197	1829198208	158	1933267074	76	1936267105	51
1800191010	163	1802265010	197	1829198209	158	1933267078	75	1936267122	51
1800191021	164	1802265011	197	1829198210	158	1933267079	75	1936267125	51
1800191031	164	1802265012	197	1829198211	158	1933267081	75	1936267127	51
1800191032	164	1802265019	197	1829198212	158	1933267082	75	1936267130	51
1800191033	165	1802265020	193	1829198213	158	1936055004	54	1936267134	51

# INDEX

Code	page	Code	page	Code	page	Code	page	Code	page
1936267136	51	1936267248	98	1938267158	52	1948267046	150	1948267130	127
1936267137	51	1936267248	125	1941267037	96	1948267048	100	1948267134	101
1936267139	51	1936267249	98	1941267037	123	1948267048	127	1948267134	128
1936267152	53	1936267249	125	1941267037	147	1948267048	150	1948267134	151
1936267152	99	1936267249	149	1941267039	47	1948267052	100	1948267135	101
1936267152	126	1936267250	98	1941267041	97	1948267052	127	1948267135	128
1936267152	150	1936267250	125	1941267041	124	1948267052	150	1948267135	151
1936267160	53	1936267250	149	1941267041	147	1948267056	100	1948267137	101
1936267160	99	1936267251	98	1941267129	52	1948267056	127	1948267137	128
1936267160	126	1936267251	125	1941267135	51	1948267056	150	1948267137	151
1936267160	150	1936267251	149	1948055008	100	1948267061	100	1948267139	101
1936267167	53	1936267252	98	1948055008	127	1948267061	127	1948267139	128
1936267174	50	1936267252	125	1948055008	150	1948267061	150	1948267139	151
1936267215	53	1936267252	149	1948183001	96	1948267065	100	1948267141	101
1936267216	52	1936267253	98	1948183001	123	1948267065	127	1948267141	128
1936267217	52	1936267253	125	1948183001	147	1948267065	150	1948267141	151
1936267218	52	1936267253	149	1948267000	55	1948267067	100	1948267143	101
1936267219	53	1936267257	50	1948267000	102	1948267067	127	1948267143	128
1936267219	99	1936267258	50	1948267000	129	1948267067	150	1948267143	151
1936267219	126	1936267259	50	1948267000	152	1948267069	100	1948267145	101
1936267219	149	1936267260	50	1948267005	102	1948267069	127	1948267145	128
1936267220	51	1936267261	50	1948267005	129	1948267069	150	1948267145	151
1936267222	55	1936267266	49	1948267005	152	1948267071	130	1948267181	54
1936267223	55	1936267266	98	1948267007	102	1948267072	130	1948267181	101
1936267224	55	1936267266	125	1948267007	129	1948267089	101	1948267181	128
1936267225	55	1936267266	149	1948267007	152	1948267089	128	1948267181	151
1936267226	55	1936267267	49	1948267015	97	1948267089	151	1948267209	102
1936267227	55	1936267267	98	1948267015	124	1948267098	103	1948267209	129
1936267228	55	1936267267	125	1948267023	97	1948267098	130	1948267210	54
1936267229	55	1936267267	148	1948267023	124	1948267100	103	1948267210	101
1936267230	55	1936267271	50	1948267025	96	1948267100	130	1948267210	128
1936267231	54	1936267272	50	1948267025	123	1948267102	103	1948267210	151
1936267232	54	1936267273	49	1948267025	147	1948267102	130	1950060000	203
1936267233	54	1936267274	49	1948267027	96	1948267107	51	1950254001	201
1936267234	54	1936267275	49	1948267027	123	1948267109	51	1950267000	202
1936267235	54	1936267276	49	1948267027	147	1948267114	51	1950267002	201
1936267236	54	1936267277	49	1948267029	97	1948267116	51	1950267005	202
1936267238	49	1936267283	99	1948267029	124	1948267119	101	1967113000	24
1936267238	98	1936267283	126	1948267033	100	1948267119	128	1967113001	24
1936267238	125	1936267283	149	1948267033	127	1948267119	151	1967113002	24
1936267238	148	1936267284	99	1948267034	96	1948267121	101	1967113003	24
1936267239	49	1936267284	126	1948267034	123	1948267121	128	1967113004	24
1936267239	98	1936267284	149	1948267038	101	1948267121	151	1967113005	24
1936267239	125	1936267285	99	1948267038	128	1948267124	102	1967113006	24
1936267239	148	1936267285	126	1948267038	151	1948267124	129	1967113007	24
1936267241	50	1936267285	149	1948267044	101	1948267126	102	1967267000	25
1936267242	50	1938267035	56	1948267044	128	1948267126	129	1967267001	23
1936267243	50	1938267035	203	1948267044	151	1948267128	102	1967267003	24
1936267244	50	1938267050	203	1948267046	100	1948267128	129	1967267004	24
1936267245	50	1938267055	203	1948267046	127	1948267130	100	1967267005	24

# INDEX

Code	page	Code	page	Code	page	Code	page	Code	page
1967267006	24	2265044002	133	2265069003	142	2265119008	135	2265221027	141
1967267007	24	2265044003	133	2265069004	142	2265119009	135	2265221028	141
1967267008	24	2265044004	133	2265069005	142	2265119010	135	2265221030	141
1967267009	24	2265044005	133	2265069006	142	2265119011	135	2265221031	141
1967267010	24	2265044006	133	2265069007	142	2265182001	146	2265245000	136
1967267012	22	2265044007	133	2265069008	142	2265182002	146	2265245001	136
1967267015	25	2265044008	133	2265069009	142	2265182003	146	2265245002	136
1967267016	23	2265044009	133	2265069010	142	2265182004	146	2265245003	136
1967267017	23	2265044010	133	2265069011	142	2265182005	146	2265245004	136
1967267019	26	2265044011	133	2265069012	142	2265182006	146	2265245005	136
1967267021	26	2265044012	133	2265069013	135	2265182007	146	2265245006	136
1967267024	23	2265044013	133	2265069014	135	2265182008	146	2265245007	136
1967267026	22	2265044014	133	2265069015	135	2265182009	146	2265245008	136
1967267031	22	2265044015	133	2265069016	135	2265182010	146	2265245009	136
1967267032	22	2265044016	133	2265069017	135	2265182011	146	2265245010	136
1967267050	24	2265044017	133	2265069018	135	2265182012	146	2265245011	136
1967267051	23	2265044018	133	2265069019	135	2265182013	146	2265245013	137
1967267052	25	2265045000	134	2265070001	142	2265182014	146	2265245014	137
1967267053	25	2265045001	134	2265070002	142	2265182015	146	2265245015	137
1967267054	25	2265045002	134	2265070003	142	2265182016	146	2265245016	137
1967267055	25	2265045003	134	2265070004	142	2265182017	146	2265245017	137
2128183623	234	2265045004	134	2265070005	142	2265182018	146	2265245018	137
2141183000	94	2265045005	134	2265070006	142	2265182019	146	2265245019	137
2141183000	121	2265045006	134	2265070007	142	2265182020	146	2265245020	137
2141183001	94	2265045007	134	2265070008	142	2265221000	141	2265245021	137
2141183001	121	2265045008	134	2265070009	142	2265221001	141	2265245022	137
2141183002	94	2265045009	134	2265070010	142	2265221002	141	2265245023	137
2141183002	121	2265045010	134	2265091000	145	2265221003	141	2265250000	145
2141183003	94	2265045011	134	2265091001	145	2265221004	141	2265250001	145
2141183003	121	2265045012	134	2265091002	145	2265221005	141	2265250002	145
2141183004	94	2265045013	134	2265091003	145	2265221006	141	2265250003	145
2141183004	121	2265045014	134	2265091004	145	2265221007	141	2265250004	145
2141183005	94	2265045015	134	2265091005	145	2265221008	141	2265250005	145
2141183005	121	2265045016	134	2265091006	145	2265221009	141	2265250006	145
2141183006	94	2265045017	134	2265091007	145	2265221010	141	2265250007	145
2141183006	121	2265045018	134	2265105000	136	2265221011	141	2265250008	145
2265011000	144	2265045019	134	2265105001	136	2265221012	141	2265250009	145
2265011001	144	2265045020	134	2265105002	136	2265221013	141	2265250010	145
2265011002	144	2265045021	134	2265105003	136	2265221014	141	2265250011	145
2265022000	144	2265045022	134	2265105004	136	2265221015	141	2265257001	139
2265022001	144	2265065000	136	2265105005	136	2265221017	141	2265257002	139
2265022002	144	2265065001	136	2265105006	136	2265221018	141	2265257003	139
2265022003	144	2265065002	136	2265119000	135	2265221019	141	2265257004	139
2265022004	144	2265065003	136	2265119001	135	2265221020	141	2265257005	139
2265022005	144	2265065004	136	2265119002	135	2265221021	141	2265257006	139
2265022006	144	2265065005	136	2265119003	135	2265221022	141	2265257007	139
2265022007	144	2265065006	136	2265119004	135	2265221023	141	2265257008	139
2265022008	144	2265069000	142	2265119005	135	2265221024	141	2265257009	139
2265044000	133	2265069001	142	2265119006	135	2265221025	141	2265257010	139
2265044001	133	2265069002	142	2265119007	135	2265221026	141	2265257011	139

# INDEX

Code	page	Code	page	Code	page	Code	page	Code	page
2265257012	139	2265260034	141	2265302004	137	2265328006	133	2509046003	14
2265258000	142	2265260035	140	2265302005	137	2265328007	133	2509046004	14
2265258001	142	2265260036	140	2265302006	137	2265328008	133	2509046005	11
2265258002	142	2265260037	140	2265302007	137	2265328009	133	2509046006	11
2265258003	142	2265260038	140	2265302008	137	2265328010	133	2509046007	11
2265258004	142	2265260039	140	2265302009	137	2265329000	134	2509046008	11
2265258005	142	2265260040	140	2265302010	137	2265329001	134	2509046009	11
2265258006	142	2265260041	140	2265302011	137	2265329002	134	2509046010	11
2265258007	142	2265260042	140	2265303000	138	2265329003	134	2509069000	14
2265258008	142	2265260043	140	2265303001	138	2265329004	134	2509069001	14
2265258009	142	2265260044	140	2265303002	138	2265329005	134	2509069002	14
2265258010	142	2265260045	140	2265303003	138	2265329006	134	2509069003	14
2265258011	142	2265260046	140	2265303004	138	2265329007	134	2509069004	14
2265258012	136	2265260047	140	2265303005	138	2265330000	137	2509069005	14
2265258013	136	2265260048	140	2265303006	138	2265330001	137	2509069006	14
2265258014	136	2265260049	140	2265303007	138	2265330002	137	2509069007	14
2265258015	136	2265260050	140	2265303008	138	2265330003	137	2509070000	14
2265260000	140	2265260051	140	2265303009	138	2265330004	137	2509070001	14
2265260001	140	2265260052	140	2265303010	138	2265330005	137	2509070002	14
2265260002	140	2265260053	140	2265303011	138	2265330006	137	2509070003	14
2265260003	140	2265260054	140	2265325000	138	2509042000	10	2509070004	14
2265260004	140	2265260055	140	2265325001	138	2509042001	10	2509070005	14
2265260005	140	2265260056	140	2265325002	138	2509042002	10	2509071000	16
2265260006	140	2265260057	140	2265325003	138	2509042003	10	2509071001	16
2265260007	140	2265260058	140	2265325004	138	2509042004	10	2509071002	16
2265260008	140	2265272000	135	2265325005	138	2509042010	11	2509071003	16
2265260009	140	2265272001	135	2265325006	138	2509042011	11	2509071004	16
2265260010	140	2265272002	135	2265325007	138	2509042012	11	2509071005	16
2265260011	140	2265272003	135	2265325008	138	2509042013	11	2509071006	16
2265260012	140	2265272004	135	2265325009	138	2509042014	11	2509071007	16
2265260013	140	2265272005	135	2265325010	138	2509042015	11	2509250000	18
2265260014	140	2265272006	135	2265325011	138	2509042016	11	2509250001	18
2265260015	140	2265272007	135	2265326000	138	2509042017	11	2509250002	18
2265260016	140	2265272008	135	2265326001	138	2509044000	10	2509250003	18
2265260017	140	2265272009	135	2265326002	138	2509044001	10	2509250004	18
2265260018	140	2265272010	135	2265326003	138	2509044002	10	2509257000	11
2265260019	141	2265272011	135	2265326004	138	2509044003	10	2509257001	11
2265260020	141	2265272012	135	2265326005	138	2509044004	10	2509257002	11
2265260021	141	2265272013	135	2265326006	138	2509044005	10	2509257003	11
2265260022	141	2265286000	143	2265326007	138	2509045000	10	2509257004	11
2265260023	141	2265286001	143	2265326008	138	2509045001	10	2509258000	14
2265260024	141	2265286002	143	2265326009	138	2509045002	10	2509258001	14
2265260025	141	2265286003	143	2265326010	138	2509045003	10	2509258002	14
2265260026	141	2265286004	143	2265326011	138	2509045004	10	2509258003	14
2265260027	141	2265286005	144	2265328000	133	2509045005	10	2509258004	14
2265260028	141	2265286006	143	2265328001	133	2509045006	10	2509258005	14
2265260029	141	2265302000	137	2265328002	133	2509045007	19	2509258006	14
2265260030	141	2265302001	137	2265328003	133	2509046000	14	2509258007	14
2265260032	140	2265302002	137	2265328004	133	2509046001	14	2509258008	14
2265260033	140	2265302003	137	2265328005	133	2509046002	14	2509260000	12



# INDEX

Code	page	Code	page	Code	page	Code	page
2509260001	12	2509286009	15	2529198000	8	2566260003	13
2509260002	12	2509286010	15	2529198001	8	2566260004	13
2509260003	12	2509286011	15	2529198002	8	2566260005	13
2509260004	12	2509286012	15	2529200000	8	2566260006	13
2509260005	12	2509302000	13	2529200001	8	2566260007	13
2509260006	12	2509302001	13	2529200002	8	2566260008	13
2509260007	12	2509302002	13	2529333000	7	2566260009	13
2509260008	12	2509302003	13	2529333001	7	2566260010	13
2509260009	12	2509302004	13	2529333002	7	2566260011	13
2509260010	12	2509335000	19	2529333003	7	2566260012	13
2509260011	12	2509335001	19	2529333004	7	2566260013	13
2509260012	12	2509335002	19	2529333010	7	2566260014	13
2509260013	12	2509335003	19	2529333011	7	2566260015	13
2509260014	12	2509335004	19	2529333012	7	2566260016	13
2509260015	12	2510042000	19	2529333013	7	2566260017	13
2509260016	12	2510042001	19	2529333014	7	2566260018	13
2509260017	12	2510042002	19	2529333015	7	2566260019	13
2509260018	12	2510044000	19	2529333016	7	2566260020	13
2509260019	12	2510044001	19	2529333017	7	2566260021	13
2509260020	12	2510044002	19	2529333018	7	2566260022	13
2509260021	12	2510045000	19	2529333019	7	2566260023	13
2509260022	12	2510045001	19	2529334000	8	2566260024	13
2509260023	12	2510045002	19	2529334001	7	2566260025	13
2509260024	12	2510105000	20	2529334002	8	2566260026	13
2509260025	12	2510105001	20	2529334003	7	2566260027	13
2509260026	12	2510105002	20	2529334004	8	2566302000	13
2509260027	12	2510105003	20	2529334005	7	2566302001	13
2509261000	16	2510105004	20	2529334006	8	2566302002	13
2509261001	16	2510105005	20	2529334007	7	2566302003	13
2509261002	16	2510105006	20	2529334008	8	2566302004	13
2509261003	16	2510105007	20	2529334009	7	9825174030	220
2509261004	17	2510105008	20	2566042000	10		
2509261005	17	2510105009	20	2566042001	10		
2509261006	17	2510271000	19	2566042002	10		
2509261007	17	2510271001	19	2566042003	10		
2509261008	16	2510271002	20	2566042004	10		
2509261009	16	2510271003	20	2566046000	11		
2509261010	17	2510271004	20	2566046001	11		
2509261011	17	2529195000	8	2566046002	11		
2509261012	17	2529195001	8	2566046003	11		
2509261013	17	2529195002	8	2566046004	11		
2509286000	15	2529195006	8	2566046005	11		
2509286001	15	2529195007	8	2566257000	12		
2509286002	15	2529195008	8	2566257001	12		
2509286003	15	2529195015	9	2566257002	12		
2509286004	15	2529195016	9	2566257003	12		
2509286005	15	2529195017	9	2566257004	12		
2509286006	15	2529195018	9	2566260000	13		
2509286007	15	2529195019	9	2566260001	13		
2509286008	15	2529195020	9	2566260002	13		

## NEW PRODUCTS IN THE CATALOGUE

Code	Product name	page
1936055012	Tool set - KAN-therm Mini battery press tool + "TH" profile jaws	48
1936055015	KAN-therm Mini SBM "TH" profile press jaws - 16	48
1936055016	KAN-therm Mini SBM "TH" profile press jaws - 20	48
1936055014	KAN-therm Mini SBM "TH" profile press jaws - 26	48
1936055017	KAN-therm Mini SBM "TH" profile press jaws - 32	48
1936267273	KAN-therm Mini SBM "U" profile press jaws - 16	49
1936267274	KAN-therm Mini SBM "U" profile press jaws - 20	49
1936267275	KAN-therm Mini SBM "U" profile press jaws - 25	49
1936267276	KAN-therm Mini SBM "U" profile press jaws - 26	49
1936267277	KAN-therm Mini SBM "U" profile press jaws - 32	49
2141183000	Plastic plug for pipe transport - 15	94
2141183001	Plastic plug for pipe transport - 18	94
2141183002	Plastic plug for pipe transport - 22	94
2141183003	Plastic plug for pipe transport - 28	94
2141183004	Plastic plug for pipe transport - 35	94
2141183005	Plastic plug for pipe transport - 42	94
2141183006	Plastic plug for pipe transport - 54	94
1829198206	bluePERT pipe - 16×2,0 - coil 60 m	158
1829198207	bluePERT pipe - 16×2,0 - coil 120 m	158
1829198208	bluePERT pipe - 16×2,0 - coil 240 m	158
1829198209	bluePERT pipe - 16×2,0 - coil 480 m	158
1829198210	bluePERT pipe - 20×2,0 - coil 60 m	158
1829198211	bluePERT pipe - 20×2,0 - coil 120 m	158
1829198212	bluePERT pipe - 20×2,0 - coil 240 m	158
1829198213	bluePERT pipe - 20×2,0 - coil 480 m	158
1800209032	Mounting rail for pipes - 16-20	165
1800191033	U66 manual clip for fixing the RAIL strip to polystyrene foam (bag 200 pcs.)	165
1300079050	Plastic manifold basic set 1½" × ¾"	187
1300079052	Plastic manifold return module 1½" × ¾"	187
1300079053	Plastic manifold thermostatic return module 1½" × ¾"	187
1300079051	Plastic manifold supply module 1½" × ¾" with flowmeter	188
1300079054	Plastic manifold basic set 1½" × 1"	188
1300079055	Plastic manifold supply module 1½" × 1" with flowmeter	188
1300079056	Plastic manifold supply module 1½" × 1" with flowmeter	188
1300079057	Plastic manifold return module 1½" × 1"	189
1300079058	Plastic manifold thermostatic return module 1½" × 1"	189
1343183035	Water module of the residential manifold set - 2 flats (727 × 377 × 169)	214
1343183036	Water module of the residential manifold set - 3 flats (727 × 447 × 169)	214
1343183037	Water module of the residential manifold set - 4 flats (727 × 547 × 169)	214
1343183038	Water module of the residential manifold set - 5 flats (727 × 647 × 169)	214
1343183039	Water module of the residential manifold set - 6 flats (727 × 747 × 169)	214
1343183040	Water module of the residential manifold set - 7 flats (727 × 847 × 169)	214
1343183041	Water module of the residential manifold set - 8 flats (727 × 947 × 169)	214
1343183042	Central heating module of the residential manifold set - 2 flats (720 × 377 × 268)	214
1343183043	Central heating module of the residential manifold set - 3 flats (727 × 447 × 268)	214
1343183044	Central heating module of the residential manifold set - 4 flats (727 × 547 × 268)	214
1343183045	Central heating module of the residential manifold set - 5 flats (727 × 647 × 268)	214
1343183046	Central heating module of the residential manifold set - 6 flats (727 × 747 × 268)	214
1343183047	Central heating module of the residential manifold set - 7 flats (727 × 847 × 268)	214
1343183048	Central heating module of the residential manifold set - 8 flats (727 × 947 × 268)	214
1316161029	InoxFlow manifold with shut-off valves (RVV series) - span 100 mm - 2 circuits (337×190×85)	217
1316161030	InoxFlow manifold with shut-off valves (RVV series) - span 100 mm - 3 circuits (337×290×85)	217
1316161031	InoxFlow manifold with shut-off valves (RVV series) - span 100 mm - 4 circuits (337×390×85)	217
1316161032	InoxFlow manifold with shut-off valves (RVV series) - span 100 mm - 5 circuits (337×490×85)	217
1316161033	InoxFlow manifold with shut-off valves (RVV series) - span 100 mm - 6 circuits (337×590×85)	217

## CHANGE IN AVAILABILITY

Code	Product name	Availability	page
1010040008	Brass female inlet connection for PERTAL pipes - 20 G1"	***	44
1010040015	Brass female inlet connection for PERTAL pipes - 26 G1"	***	44
1229205003	Pipe PPR stabial SDR6 PN20 - 16x2,7 - bar 4 m	***	60
1229205005	Pipe PPR stabial SDR6 PN20 - 20x3,4 - bar 4 m	***	60
1229205007	Pipe PPR stabial SDR6 PN20 - 25x4,2 - bar 4 m	***	60
1229205009	Pipe PPR stabial SDR6 PN20 - 32x5,4 - bar 4 m	***	60
1229205012	Pipe PPR stabial SDR6 PN20 - 40x6,7 - bar 4 m	***	60
1229205015	Pipe PPR stabial SDR6 PN20 - 50x8,3 - bar 4 m	***	60
1229205018	Pipe PPR stabial SDR6 PN20 - 63x10,5 - bar 4 m	***	60
1229205021	Pipe PPR stabial SDR6 PN20 - 75x12,5 - bar 4 m	***	60
1229205000	Pipe PPR stabial SDR6 PN20 - 90x15 - bar 4 m	***	60
1229205002	Pipe PPR stabial SDR6 PN20 - 110x18,3 - bar 4 m	***	60
1509044020	Female slip connector - 22 Rp $\frac{3}{4}$ "	***	80
1609220000	Plain end reducer - 15 / 12	***	114
1800188004	Wall heating panel with PB 8x1 pipe - 2000x625 (100%)	*	155
1800188005	Wall heating panel with PB 8x1 pipe - 2000x625 (75%)	*	155
1800188001	Wall heating panel with PB 8x1 pipe - 2000x310 (100%)	*	155
1800188002	Wall heating panel with PB 8x1 pipe - 2000x310 (75%)	*	155
1800188000	Wall heating panel with PB 8x1 pipe - 1000x625 (100%)	*	155
1800188006	Wall heating panel with PB 8x1 pipe - 625x1250 (100%)	*	155
1800188020	Cover panel - 2000x625	*	155
1800188021	Grooved panel - 2000x625	*	155
1802265011	Terminal block Smart 24 V with LAN and transformer for 4 thermostats and 6 servomotors	***	197
1802265012	Terminal block Smart 24 V with LAN and transformer for 8 thermostats and 12 servomotors	***	197
1802265010	Terminal block Smart 24 V with LAN and transformer for 12 thermostats and 18 servomotors	***	197
1709068008	Brass male elbow 90° - G $\frac{1}{2}$ "	***	207
1709068006	Brass male/female elbow 90° - G $\frac{3}{4}$ " / G $\frac{3}{4}$ "	***	208
1709068018	Brass male/female elbow 90° - G1"	***	208
1709257009	Brass male tee - G $\frac{1}{2}$ "	***	208
1709257011	Brass male tee - G $\frac{3}{4}$ "	***	208
1709068002	Brass female elbow 90° - G $\frac{3}{4}$ "	***	211
1709257002	Brass female tee - G $\frac{1}{2}$ "	***	211
1709257003	Brass female tee - G $\frac{3}{4}$ "	***	211

## PRODUCTS REMOVED FROM THE CATALOGUE

Code	Product name
1967267023	Battery for battery tools - RAML1 Li-Ion 10,8V 1,5Ah
1936267240	KAN-therm AC ECO electric press tool
1609068142	Plain end elbow 90° - 12
1029200000	PEXC pipe - coil - 20x2,0
1109226017	PVDF ring - 14x2,0
1109226018	PVDF ring - 18x2,0 / 18x2,5
1109226019	PVDF ring - 25x3,5
1818211006	Foamed polystyrene board EPS T-30 dB (sound-absorbing) 5 m <sup>2</sup> sheet with metallized foil - 35-3 mm (1x5 m)
1709068001	Brass female elbow 90° - G½"
1300105003	Brass male/female half union with flat gasket - 1" / 1"
1300105004	Nickel-plated male/female half union with flat gasket - 1" / 1"
1445180008	Surface mounted cabinet SWN - 4 (630x350x110)
1445180009	Surface mounted cabinet SWN - 6 (630x450x110)
1445180010	Surface mounted cabinet SWN - 8 (630x550x110)
1445180006	Surface mounted cabinet SWN - 10 (630x650x110)
1445180007	Surface mounted cabinet SWN - 13 (630x800x110)
1445117000	Recess mounted cabinet SWPS - 4 (680-780x350x110-160)
1445117001	Recess mounted cabinet SWPS - 6 (680-780x450x110-160)
1445117002	Recess mounted cabinet SWPS - 10/3 (680-780x580x110-160)
1445117003	Recess mounted cabinet SWPS - 13/7 (680-780x780x110-160)
1445117004	Recess mounted cabinet SWPS - 15/10 (680-780x930x110-160)
1009285005	PPSU female wallplate elbow - L = 40 mm - 16 Rp½"
1009285013	PPSU female wallplate elbow - L = 40 mm - 20 Rp½"
1009286021	PPSU female directly fixed wallplate elbow - L = 40,5 mm - 16 Rp½"
1009286023	PPSU female directly fixed wallplate elbow - L = 40,5 mm - 20 Rp½"
1009286022	PPSU female directly fixed wallplate elbow - L = 52 mm - 16 Rp½"
1009286024	PPSU female directly fixed wallplate elbow - L = 52 mm - 20 Rp½"
1509182039	O-Ring LBP FPM Viton Inox - 15
1509182040	O-Ring LBP FPM Viton Inox - 18
1509182041	O-Ring LBP FPM Viton Inox - 22
1509182042	O-Ring LBP FPM Viton Inox - 28
1509182038	O-Ring LBP FPM Viton Inox - 35
1509182043	O-Ring LBP FPM Viton Inox - 42
1509182044	O-Ring LBP FPM Viton Inox - 54
1300174018	Universal nipple with O-Ring sealing - G¾" x G½"



Install your **future**

## THE PRODUCTS WITH THE LABEL KAN-therm ARE DISTRIBUTED TO 68 COUNTRIES IN THE WORLD.

The distribution network covers Europe, a large part  
of Asia and also reaches Africa and America.



### HEADQUARTERS

**KAN** Group

Zdrojowa St. 51, 16-001 Kleosin, Poland.

tel. +48 85 74 99 200

e-mail: [kan@kan-therm.com](mailto:kan@kan-therm.com)

[www.kan-therm.com](http://www.kan-therm.com)

# KAN-therm MULTISYSTEM

Complete multipurpose installation system consisting of modern, mutually complementary technical solutions for pipe water distribution, heating and cooling installations, as well as technological and fire extinguishing ones.

ultra**LINE**

ultra**PRESS**

**PP**

**Steel**

**Inox**

**Groove**

**Copper, Copper Gas**

**Sprinkler**

**Surface heating and cooling,  
automation**

**Football  
Stadium installations**

**Cabinets  
and manifolds**

